

**STOVES**

MADE BETTER

**THE 2019  
COLLECTION**



Engineered in Prescot since 1920.







MADE BETTER

# CONTENTS

---

The Stoves Collection	05
Glossary	06
Range Cookers	08
Mini Range Cookers	26
Built-in Ovens	32
Built-in Hobs	38
Cooker Hoods & Splashbacks	44
Cooling & Integrated Appliances	50
Technical Specifications	60
Stoves Service	76









## THE STOVES COLLECTION

---

We use all our years of British design and engineering experience to craft the finest home appliances, but we never rest on our laurels.

At our UK manufacturing site we're always challenging ourselves to perfect and enhance our collection, developing features with true cooking benefits to ensure our products are engineered for food.

See them in action at a local food event near you.

Visit [www.stoves.co.uk/stoves-on-tour](http://www.stoves.co.uk/stoves-on-tour)

Engineered in Prescot since 1920.



# GLOSSARY

---

## HOBS

---

### Gas

Powerful burner gas hobs, offering easily controllable heat. Also available in a stylish gas-though-glass variation.

### Electric

Our modern electric hobs are available in either ceramic or induction, which works by heating the pan rather than the hob, offering a smarter, faster, safer and greener way to cook. Our Link+™ Induction hobs feature linkable zones to increase the usable cooking space on the hob, giving you freedom to cook with a variety of pan shapes and combinations.

## OVENS

---

### Equiflow™ Fanned Oven

The Equiflow™ fan oven evenly circulates heat around the full cavity, naturally resulting in controlled, consistent cooking, preventing intermingling of flavours.

### Multifunction / Multifunction +

Our multifunction ovens offer up to 12 different oven functions giving you greater flexibility and control in your cooking. These are: Equiflow™ fan oven, pizza setting, dough proving, defrost, slow cook, intensive bake, top heat only, base heat only, base heat with fan, top & base heat, conventional electric oven, variable rate grill and fanned grill.

### Conventional Gas

An oven that uses heat from the elements at the top and base of the oven. Heat rises, so the oven is cooler at the bottom and hotter at the top.

### Titan™ Tall Oven

For even, multi-level cooking with a huge 91 litre capacity oven. Suitable when cooking on several shelves at once as heat is produced evenly throughout the oven.

### Slow Cook

A function that allows you to cook food for a long time at a low temperature.

## GRILLS

---

### Maxi-Grill™

The full width Maxi-Grill™ comes with double extension telescopic sliders providing safe and easy access to food, without having to reach inside.

### Conventional Gas Grill

Conventional gas grill with adjustable grilling temperature.

### Electric Variable Grill

Grilling temperature can be altered by selecting a high or low setting.

### Dual Circuit Grill

This gives you the ability to use either the full or half width grill, dependent on your requirements.

### Dual Circuit Variable

Your grilling temperature can be altered by selecting a high or low setting. It also gives you the ability to use either half or the full width of the grill depending on your requirements.

### Fanned Grilling

The fan allows heat to circulate around the food. Ideal for thinner foods such as bacon, fish and gammon steaks.

## CLEANING

---

### Pyrolytic

This self-clean function heats the oven significantly, turning any fats and grease throughout the cavity into ash for easy wipe away.

### Catalytic Liners

Specially treated liners that absorb grease continuously during the cooking process.

### Easy Clean Enamel

Easy clean surface making it simple to wipe away any food spills.







## FEATURES

### Wok burner & PowerWok™ (4kW & 5kW Plus)

Our PowerWok™ burners provide intense heat over a large area, ideal for stir-frys.

### Defrost

Dedicated defrost function allowing you to defrost and cook frozen food in the same oven.

### 32A

Works on standard 32 amp power supply.

### 13A

Works on a standard 13 amp power supply.

### Pan Glide™

Unique raised cast iron pan supports.

### Quad Oven™

Four oven cavities, available on all 1000 & 1100mm deluxe Range Cookers.

### Quad Oven™ with Proflex™ Splitter

The Proflex™ Splitter gives you the ability to convert the Titan™ tall oven into two ovens on 90cm deluxe Range Cookers.

### Pro-Trac™ Sliders

Smooth gliding double extension telescopic shelves slide out to allow safe and easy access to food.

### Telescopic Sliders

Intelligently designed extending shelves.

### Steam & Infuse™

Cooking accessory to add moisture and flavour to your food by infusing water, stock or spices. Exclusive to Stoves.

### Zeus™ Bluetooth® Connected Timer

Control your oven timer with your smartphone using the Zeus™ Bluetooth® connected timer.

### Soft Close Doors

Soft close technology on our oven doors reduces noise and gives a smoother action when closing, for a more luxurious feel.

### Maxi-Clock™

A large touch control programmable or cook to off clock and timer, with white LED display.

### Minute Minder

Integrated timer.

### Permacoat Paint

Long lasting heat resistant paint.

### Made in Britain

Product categories showing the Made in Britain logo are all manufactured in Britain.



# RANGE COOKER COLLECTION

---

Stoves Range Cookers boast quality craftsmanship and features with true cooking benefits. A Stoves Range Cooker is the ultimate addition to your kitchen, so you can achieve perfect results every time.



Engineered in Prescot  
since 1920.









# INTRODUCING STOVES RANGE COOKERS

---



## RICHMOND RANGE COOKERS

---

A modern traditional style cooker with Permacoat Paint™ finish and Clearview™ windows. Available in three fuel types; Dual Fuel, Electric and Gas, three widths; 900mm, 1000mm and 1100mm and up to nine colours.



## STERLING RANGE COOKERS

---

A sleek contemporary style cooker with clean lines and mirror door finish. Available in three fuel types; Dual Fuel, Electric and Gas, three widths; 900mm, 1000mm and 1100mm and two colours; black and stainless steel.

## DELUXE MODELS

---

**DELUXE**

Our Deluxe models come with four oven cavities on all widths;\* and boast a variety of additional innovative and unique market-leading features. These are explained on the following pages and highlighted in the product pages.

\*Excludes Deluxe S900G



## COOKING FEATURES WITH REAL BENEFITS

---



### QUAD OVEN™ WITH PROFLEX™ SPLITTER

---

The Proflex™ Splitter® gives you the ability to convert the Titan™ Oven® into two separate Equiflow™ fan ovens. Transforming your 900mm three oven Range Cooker into four ovens. Space flexibility when you need it.



### TWO 5KW POWERWOK PLUS™ BURNERS\*

---

Our two 5kW PowerWok Plus™ burners® with rapid and intense heat are perfect for your favourite stir fry recipe. Providing even heat over a large area, they're not only ideal for wok-cooking, but for high speed cooking with any large pan.

\*On 1000mm and 1100mm gas-through-glass models only.



### ZEUS™ BLUETOOTH® CONNECTED TIMER

---

Using Bluetooth® technology, the Zeus™ free downloadable app® lets you use your smartphone or tablet to control the timer on your oven, save your favourites and automatically update your clock. With Zeus™ you can set the cooking duration and end time, keep an eye on your timer and adjust it without having to be in the kitchen.



### STEAM & INFUSE™

---

An accessory kit that adds moisture and flavour to your dish turning every meal into a masterpiece. Simply adding water, stock or infused spices to the pot serves to steam from the inside®, optimising the taste and texture of your food. All this flavour fast, with an average reduction in cooking time of 20%\*. Also comes with an accessory for making kebabs.

\*Based on cooking a large 2.5kg roast chicken, Liverpool University May 2018.





### **GAS-THROUGH-GLASS\***

This smooth ceramic glass surface<sup>®</sup> gives a stylish and elegant look whilst keeping all the benefits of cooking on gas<sup>®</sup>. This hob includes a powerful 5kW PowerWok Plus™ burner for rapid and intense heat. Cook with confidence and wipe clean with ease.

\*Available on Dual Fuel and Gas models



### **QUAD OVEN™**

Four oven cavities; Maxi-Grill™/conventional oven<sup>®</sup>, multifunction oven<sup>®</sup> with eleven different cooking functions, Equiflow™ fan oven<sup>®</sup>, and electric slow cook oven<sup>®</sup>. Available on all 1000mm and 1100mm models (excluding gas).



### **11 SETTING MULTIFUNCTION OVEN WITH EQUIFLOW™ FAN**

The Stoves multifunction oven provides you with the ultimate in cooking flexibility allowing you to select from eleven different cooking functions<sup>®</sup>: Equiflow™ fan oven, pizza setting, dough proving, defrost, intensive bake, top heat only, base heat only, base heat with fan, conventional electric oven, variable rate grill and fanned grill.



### **PRO-TRAC™ TELESCOPIC SLIDERS**

Effortlessly smooth gliding double extension telescopic shelves<sup>®</sup> slide out to allow safe and easy access to food, without having to reach into the oven. Even if you're using large pans or heavy dishes you can simply baste, turn and season your food with ease. Fully adjustable, they can be moved to whichever shelf position you need.



### **MAXI-GRILL™ WITH PRO-TRAC™ TELESCOPIC SLIDERS**

The deep full width grill pan<sup>®</sup> lets you make the most of the large cooking area. The Maxi-Grill™ comes with double extension Telescopic Sliders<sup>®</sup> providing safe and easy access to food, without having to reach inside.



### **EQUIFLOW™**

The Equiflow™ fan oven evenly distributes heat around the full cavity<sup>®</sup>. This naturally results in controlled, consistent cooking.





### MAXI-CLOCK™

A large programmable clock and timer, with an easy to read white LED display and simple touch control screen.



### PERMACOAT PAINT™

Long-lasting, heat resistant paint, as used on the London Shard, that keeps your cooker looking newer for longer.



### PAN GLIDE™

Unique raised cast iron pan supports allow pans to glide across the top of the cooker with ease and stability.




### UNI-CAST FRAME™

The Uni-Cast Range Cooker frame is made from a single piece, robust cast steel.



### 32 AMP CONNECTION

Induction Range Cookers work on a standard 32 amp supply.



### COLOUR BOUTIQUE

Tailor your Richmond Range Cooker with up to 9 stunning colours.





# RICHMOND RANGE COOKERS

---

A modern, traditional style cooker with Permacoat Paint™ finish and Clearview™ windows. Available in three fuel types; Dual Fuel, Electric and Gas, three widths; 900mm, 1000mm and 1100mm and up to nine colours.



Engineered in Prescot  
since 1920.







## RICHMOND DELUXE

### RICHMOND DELUXE S900DF

900mm Richmond Deluxe dual fuel Range Cooker with 164 litres total cooking capacity.



**BLACK**



- 1 5 burner gas hob with 4kW PowerWok™
  - 2 Maxi-Grill™ with Pro-Trac™ Telescopic Sliders and conventional electric oven
  - 3 11 setting multifunction oven
  - 4 79 litre Titan™ oven with twin Equiflow™ fan
- Quad Oven™ with Proflex™ Splitter
  - Zeus™ Bluetooth® Connected Timer
  - Steam & Infuse™
  - Pro-Trac™ Telescopic Sliders
  - Maxi-Clock™

- Black: 444444897
- Classic Cream: 444444898
- Wild Berry: 444410258
- Hot Jalapeno: 444410259
- Icy Brook: 444410260
- Days Break: 444410261
- Midnight Gaze: 444410262
- Anthracite: 444410264
- Soho Green: 444410263

### RICHMOND DELUXE S900DF GTG

900mm Richmond Deluxe gas-through-glass Range Cooker with 164 litres total cooking capacity.



- 1 5 burner gas-through-glass hob with 5kW PowerWok Plus™
  - 2 Maxi-Grill™ with Pro-Trac™ Telescopic Sliders and conventional electric oven
  - 3 11 setting multifunction oven
  - 4 79 litre Titan™ oven with twin Equiflow™ fan
- Quad Oven™ with Proflex™ Splitter
  - Zeus™ Bluetooth® Connected Timer
  - Steam & Infuse™
  - Pro-Trac™ Telescopic Sliders
  - Maxi-Clock™

- Black: 444444899
- Classic Cream: 444444900
- Wild Berry: 444410265
- Hot Jalapeno: 444410266
- Icy Brook: 444410267
- Days Break: 444410268
- Midnight Gaze: 444410269
- Anthracite: 444410271
- Soho Green: 444410270

### RICHMOND DELUXE S900EI

900mm Richmond Deluxe electric induction Range Cooker with 164 litres total cooking capacity.



- 1 5 zone induction hob with touch control and ten power settings
  - 2 Maxi-Grill™ with Pro-Trac™ Telescopic Sliders and conventional electric oven
  - 3 11 setting multifunction oven
  - 4 79 litre Titan™ oven with twin Equiflow™ fan
- Quad Oven™ with Proflex™ Splitter
  - Zeus™ Bluetooth® Connected Timer
  - Steam & Infuse™
  - Pro-Trac™ Telescopic Sliders
  - Maxi-Clock™
  - 32 amp connection

- Black: 444444905
- Classic Cream: 444444906
- Wild Berry: 444410279
- Hot Jalapeno: 444410280
- Icy Brook: 444410281
- Days Break: 444410282
- Midnight Gaze: 444410283
- Anthracite: 444410285
- Soho Green: 444410284

### RICHMOND DELUXE S900G

900mm Richmond Deluxe gas Range Cooker with 178 litres total cooking capacity.



- 1 5 burner gas hob with 4kW PowerWok™
  - 2 Maxi-Grill™ with Pro-Trac™ Telescopic Sliders
  - 3 Conventional gas main oven
  - 4 79 litre Titan™ oven with twin Equiflow™ fan
- Proflex™ Splitter
  - Zeus™ Bluetooth® Connected Timer
  - Pro-Trac™ Telescopic Sliders
  - Maxi-Clock™ – Cook to off
  - Wok cradle & cast iron dual griddle

- Black: 444444903
- Classic Cream: 444444904
- Wild Berry: 444410272
- Hot Jalapeno: 444410273
- Icy Brook: 444410274
- Days Break: 444410275
- Midnight Gaze: 444410276
- Anthracite: 444410278
- Soho Green: 444410277



**RICHMOND DELUXE**

**RICHMOND DELUXE S1000DF**

1000mm Richmond Deluxe dual fuel Range Cooker with 179 litres total cooking capacity.



- 1 7 burner gas hob with 4kW PowerWok™
  - 2 Maxi-Grill™ with Pro-Trac™ Telescopic Sliders and conventional electric oven
  - 3 11 setting multifunction oven
  - 4 Electric oven with Equiflow™ fan
  - 5 Electric slow cook oven
- Four cavity Quad Oven™
  - Zeus™ Bluetooth® Connected Timer
  - Steam & Infuse™
  - Pro-Trac™ Telescopic Sliders
  - Maxi-Clock™

- Black: 444444907
- Classic Cream: 444444908
- Wild Berry: 444410286
- Hot Jalapeno: 444410287
- Icy Brook: 444410288
- Days Break: 444410289
- Midnight Gaze: 444410290
- Anthracite: 444410292
- Soho Green: 444410291

**RICHMOND DELUXE S1000DF GTG**

1000mm Richmond Deluxe gas-through-glass Range Cooker with 179 litres total cooking capacity.



- 1 6 burner gas-through-glass hob with two 5kW PowerWok Plus™ burners
  - 2 Maxi-Grill™ with Pro-Trac™ Telescopic Sliders and conventional electric oven
  - 3 11 setting multifunction oven
  - 4 Electric oven with Equiflow™ fan
  - 5 Electric slow cook oven
- Four cavity Quad Oven™
  - Zeus™ Bluetooth® Connected Timer
  - Steam & Infuse™
  - Pro-Trac™ Telescopic Sliders
  - Maxi-Clock™

- Black: 444444909
- Classic Cream: 444444910
- Wild Berry: 444410293
- Hot Jalapeno: 444410294
- Icy Brook: 444410295
- Days Break: 444410296
- Midnight Gaze: 444410297
- Anthracite: 444410299
- Soho Green: 444410298

**RICHMOND DELUXE S1000EI**

1000mm Richmond Deluxe electric induction Range Cooker with 179 litres total cooking capacity.



- 1 5 zone induction hob with touch control and ten power settings
  - 2 Maxi-Grill™ with Pro-Trac™ Telescopic Sliders and conventional electric oven
  - 3 11 setting multifunction oven
  - 4 Electric oven with Equiflow™ fan
  - 5 Electric slow cook oven
- Four cavity Quad Oven™
  - Zeus™ Bluetooth® Connected Timer
  - Steam & Infuse™
  - Pro-Trac™ Telescopic Sliders
  - Maxi-Clock™
  - 32 amp connection

- Black: 444444915
- Classic Cream: 44444491
- Wild Berry: 444410307
- Hot Jalapeno: 444410308
- Icy Brook: 444410309
- Days Break: 444410310
- Midnight Gaze: 444410311
- Anthracite: 444410313
- Soho Green: 444410312

**RICHMOND DELUXE S1000G**

1000mm Richmond Deluxe gas Range Cooker with 179 litres total cooking capacity.



- 1 7 burner gas hob with 4kW PowerWok™
  - 2 Electric Maxi-Grill™ with Pro-Trac™ Telescopic Sliders and conventional electric oven
  - 3 Conventional gas main oven
  - 4 Conventional gas oven
  - 5 Electric slow cook oven
- Four cavity Quad Oven™
  - Zeus™ Bluetooth® Connected Timer
  - Pro-Trac™ Telescopic Sliders
  - Maxi-Clock™ – Cook to off
  - Wok cradle & cast iron dual griddle

- Black: 444444913
- Classic Cream: 444444914
- Wild Berry: 444410300
- Hot Jalapeno: 444410301
- Icy Brook: 444410302
- Days Break: 444410303
- Midnight Gaze: 444410304
- Anthracite: 444410306
- Soho Green: 444410305



**CLASSIC CREAM**

DELUXE RANGE

## RICHMOND DELUXE

### RICHMOND DELUXE S1100EI

1100mm Richmond Deluxe electric induction Range Cooker with 200 litres total cooking capacity.



CLASSIC CREAM



- 1 5 zone induction hob with touch control and ten power settings
  - 2 Maxi-Grill™ with Pro-Trac™ Telescopic Sliders and conventional electric oven
  - 3 11 setting multifunction oven
  - 4 Electric oven with Equiflow™ fan
  - 5 Electric slow cook oven
- Four cavity Quad Oven™
  - Zeus™ Bluetooth® Connected Timer
  - Steam & Infuse™
  - Pro-Trac™ Telescopic Sliders
  - Maxi-Clock™
  - 32 amp connection

- Black: 444444925
- Classic Cream: 444444926
- Wild Berry: 444410335
- Hot Jalapeno: 444410336
- Icy Brook: 444410337
- Days Break: 444410338
- Midnight Gaze: 444410339
- Anthracite: 444410341
- Soho Green: 444410340

### RICHMOND DELUXE S1100DF

1100mm Richmond Deluxe dual fuel Range Cooker with 200 litres total cooking capacity.



- 1 7 burner gas hob with 4kW PowerWok™
  - 2 Maxi-Grill™ with Pro-Trac™ Telescopic Sliders and conventional electric oven
  - 3 11 setting multifunction oven
  - 4 Electric oven with Equiflow™ fan
  - 5 Electric slow cook oven
- Four cavity Quad Oven™
  - Zeus™ Bluetooth® Connected Timer
  - Steam & Infuse™
  - Pro-Trac™ Telescopic Sliders
  - Maxi-Clock™

- Black: 444444917
- Classic Cream: 444444918
- Wild Berry: 444410314
- Hot Jalapeno: 444410315
- Icy Brook: 444410316
- Days Break: 444410317
- Midnight Gaze: 444410318
- Anthracite: 444410320
- Soho Green: 444410319

### RICHMOND DELUXE S1100DF GTG

1100mm Richmond Deluxe gas-through-glass Range Cooker with 200 litres total cooking capacity.



- 1 6 burner gas-through-glass hob with two 5kW PowerWok Plus™ burners
  - 2 Maxi-Grill™ with Pro-Trac™ Telescopic Sliders and conventional electric oven
  - 3 11 setting multifunction oven
  - 4 Electric oven with Equiflow™ fan
  - 5 Electric slow cook oven
- Four cavity Quad Oven™
  - Zeus™ Bluetooth® Connected Timer
  - Steam & Infuse™
  - Pro-Trac™ Telescopic Sliders
  - Maxi-Clock™

- Black: 444444919
- Classic Cream: 444444920
- Wild Berry: 444410321
- Hot Jalapeno: 444410322
- Icy Brook: 444410323
- Days Break: 444410324
- Midnight Gaze: 444410325
- Anthracite: 444410327
- Soho Green: 444410326

### RICHMOND DELUXE S1100G

1100mm Richmond Deluxe gas Range Cooker with 200 litres total cooking capacity.



- 1 7 burner gas hob with 4kW PowerWok™
  - 2 Electric Maxi-Grill™ with Pro-Trac™ Telescopic Sliders and conventional electric oven
  - 3 Conventional gas main oven
  - 4 Conventional gas oven
  - 5 Electric slow cook oven
- Four cavity Quad Oven™
  - Zeus™ Bluetooth® Connected Timer
  - Pro-Trac™ Telescopic Sliders
  - Maxi-Clock™ – Cook to off
  - Wok cradle & cast iron griddle

- Black: 444444923
- Classic Cream: 444444924
- Wild Berry: 444410328
- Hot Jalapeno: 444410329
- Icy Brook: 444410330
- Days Break: 444410331
- Midnight Gaze: 444410332
- Anthracite: 444410334
- Soho Green: 444410333



## RICHMOND

### RICHMOND S900DF

900mm Richmond dual fuel Range Cooker with 172 litres total cooking capacity.



- |                                                                                                                                                                                                                                                                             |                                                                                                                                                                                                                       |
|-----------------------------------------------------------------------------------------------------------------------------------------------------------------------------------------------------------------------------------------------------------------------------|-----------------------------------------------------------------------------------------------------------------------------------------------------------------------------------------------------------------------|
| <ul style="list-style-type: none"> <li>① 5 burner gas hob with 4kW PowerWok™</li> <li>② Maxi-Grill™ with Pro-Trac™ Telescopic Sliders and conventional electric oven</li> <li>③ 11 setting multifunction oven</li> <li>④ 87 litre Titan™ oven with Equiflow™ fan</li> </ul> | <ul style="list-style-type: none"> <li>• Pro-Trac™ Telescopic Sliders</li> <li>• Maxi-Clock™</li> <li>• Cast iron dual griddle plate</li> <li>• Full width grill pan &amp; handle</li> <li>• A rated ovens</li> </ul> |
|-----------------------------------------------------------------------------------------------------------------------------------------------------------------------------------------------------------------------------------------------------------------------------|-----------------------------------------------------------------------------------------------------------------------------------------------------------------------------------------------------------------------|

### RICHMOND S900EI

900mm Richmond electric induction Range Cooker with 172 litres total cooking capacity.



- |                                                                                                                                                                                                                                                                                                             |                                                                                                                                                                                                                                                   |
|-------------------------------------------------------------------------------------------------------------------------------------------------------------------------------------------------------------------------------------------------------------------------------------------------------------|---------------------------------------------------------------------------------------------------------------------------------------------------------------------------------------------------------------------------------------------------|
| <ul style="list-style-type: none"> <li>① 5 zone induction hob with touch control and ten power settings</li> <li>② Maxi-Grill™ with Pro-Trac™ Telescopic Sliders and conventional electric oven</li> <li>③ 11 setting multifunction oven</li> <li>④ 87 litre Titan™ oven with twin Equiflow™ fan</li> </ul> | <ul style="list-style-type: none"> <li>• Pro-Trac™ Telescopic Sliders</li> <li>• Maxi-Clock™</li> <li>• Full width grill pan &amp; handle</li> <li>• Child lock for hob controls</li> <li>• A rated ovens</li> <li>• 32 amp connection</li> </ul> |
|-------------------------------------------------------------------------------------------------------------------------------------------------------------------------------------------------------------------------------------------------------------------------------------------------------------|---------------------------------------------------------------------------------------------------------------------------------------------------------------------------------------------------------------------------------------------------|

### RICHMOND S1000DF

1000mm Richmond dual fuel Range Cooker with 179 litres of total cooking capacity.



- |                                                                                                                                                                                                                                                                                                         |                                                                                                                                                                                                            |
|---------------------------------------------------------------------------------------------------------------------------------------------------------------------------------------------------------------------------------------------------------------------------------------------------------|------------------------------------------------------------------------------------------------------------------------------------------------------------------------------------------------------------|
| <ul style="list-style-type: none"> <li>① 7 burner gas hob with 4kW PowerWok™</li> <li>② Maxi-Grill™ with Pro-Trac™ Telescopic Sliders and conventional electric oven</li> <li>③ 11 setting multifunction oven</li> <li>④ Electric oven with Equiflow™ fan</li> <li>⑤ Electric slow cook oven</li> </ul> | <ul style="list-style-type: none"> <li>• Four cavity Quad Oven™</li> <li>• Pro-Trac™ Telescopic Sliders</li> <li>• Maxi-Clock™</li> <li>• Cast iron dual griddle plate</li> <li>• A rated ovens</li> </ul> |
|---------------------------------------------------------------------------------------------------------------------------------------------------------------------------------------------------------------------------------------------------------------------------------------------------------|------------------------------------------------------------------------------------------------------------------------------------------------------------------------------------------------------------|

- Black: 44444435
- Anthracite: 444410252
- Classic Cream: 44444436

- Black: 44444445
- Anthracite: 444410253
- Classic Cream: 44444446

- Black: 44444451
- Anthracite: 444410254
- Classic Cream: 44444452

### RICHMOND S1000EI

1000mm Richmond electric induction Range Cooker with 179 litres of total cooking capacity.



- |                                                                                                                                                                                                                                                                                                                                    |                                                                                                                                                                                                                                              |
|------------------------------------------------------------------------------------------------------------------------------------------------------------------------------------------------------------------------------------------------------------------------------------------------------------------------------------|----------------------------------------------------------------------------------------------------------------------------------------------------------------------------------------------------------------------------------------------|
| <ul style="list-style-type: none"> <li>① 5 zone induction hob with touch control and ten power settings</li> <li>② Maxi-Grill™ with Pro-Trac™ Telescopic Sliders and conventional electric oven</li> <li>③ 11 setting multifunction oven</li> <li>④ Electric oven with Equiflow™ fan</li> <li>⑤ Electric slow cook oven</li> </ul> | <ul style="list-style-type: none"> <li>• Four cavity Quad Oven™</li> <li>• Pro-Trac™ Telescopic Sliders</li> <li>• Maxi-Clock™</li> <li>• Full width grill pan &amp; handle</li> <li>• A rated ovens</li> <li>• 32 amp connection</li> </ul> |
|------------------------------------------------------------------------------------------------------------------------------------------------------------------------------------------------------------------------------------------------------------------------------------------------------------------------------------|----------------------------------------------------------------------------------------------------------------------------------------------------------------------------------------------------------------------------------------------|

### RICHMOND S1100DF

1100mm Richmond dual fuel Range Cooker with 200 litres total cooking capacity.



- |                                                                                                                                                                                                                                                                                                         |                                                                                                                                                                                                            |
|---------------------------------------------------------------------------------------------------------------------------------------------------------------------------------------------------------------------------------------------------------------------------------------------------------|------------------------------------------------------------------------------------------------------------------------------------------------------------------------------------------------------------|
| <ul style="list-style-type: none"> <li>① 7 burner gas hob with 4kW PowerWok™</li> <li>② Maxi-Grill™ with Pro-Trac™ Telescopic Sliders and conventional electric oven</li> <li>③ 11 setting multifunction oven</li> <li>④ Electric oven with Equiflow™ fan</li> <li>⑤ Electric slow cook oven</li> </ul> | <ul style="list-style-type: none"> <li>• Four cavity Quad Oven™</li> <li>• Pro-Trac™ Telescopic Sliders</li> <li>• Maxi-Clock™</li> <li>• Cast iron dual griddle plate</li> <li>• A rated ovens</li> </ul> |
|---------------------------------------------------------------------------------------------------------------------------------------------------------------------------------------------------------------------------------------------------------------------------------------------------------|------------------------------------------------------------------------------------------------------------------------------------------------------------------------------------------------------------|

### RICHMOND S1100EI

1100mm Richmond electric induction Range Cooker with 200 litres total cooking capacity.



- |                                                                                                                                                                                                                                                                                                                                    |                                                                                                                                                                                                                                              |
|------------------------------------------------------------------------------------------------------------------------------------------------------------------------------------------------------------------------------------------------------------------------------------------------------------------------------------|----------------------------------------------------------------------------------------------------------------------------------------------------------------------------------------------------------------------------------------------|
| <ul style="list-style-type: none"> <li>① 5 zone induction hob with touch control and ten power settings</li> <li>② Maxi-Grill™ with Pro-Trac™ Telescopic Sliders and conventional electric oven</li> <li>③ 11 setting multifunction oven</li> <li>④ Electric oven with Equiflow™ fan</li> <li>⑤ Electric slow cook oven</li> </ul> | <ul style="list-style-type: none"> <li>• Four cavity Quad Oven™</li> <li>• Pro-Trac™ Telescopic Sliders</li> <li>• Maxi-Clock™</li> <li>• Full width grill pan &amp; handle</li> <li>• A rated ovens</li> <li>• 32 amp connection</li> </ul> |
|------------------------------------------------------------------------------------------------------------------------------------------------------------------------------------------------------------------------------------------------------------------------------------------------------------------------------------|----------------------------------------------------------------------------------------------------------------------------------------------------------------------------------------------------------------------------------------------|

- Black: 44444460
- Anthracite: 444410255
- Classic Cream: 44444461

- Black: 44444466
- Anthracite: 444410256
- Classic Cream: 44444467

- Black: 44444475
- Anthracite: 444410257
- Classic Cream: 44444476

# STERLING RANGE COOKERS

---

A sleek contemporary style cooker with clean lines and mirror door finish. Available in three fuel types; Dual Fuel, Electric and Gas, three widths; 900mm, 1000mm and 1100mm and two colours; black and stainless steel.



Engineered in Prescot  
since 1920.







DELUXE RANGE

## STERLING DELUXE

### STERLING DELUXE S900DF

900mm Sterling Deluxe dual fuel Range Cooker with 164 litres total cooking capacity.



STAINLESS STEEL



- 1 5 burner gas hob with 4kW PowerWok™
  - 2 Maxi-Grill™ with Pro-Trac™ Telescopic Sliders and conventional electric oven
  - 3 11 setting multifunction oven
  - 4 79 litre Titan™ oven with twin Equiflow™ fan
- Quad Oven™ with Proflex™ Splitter
  - Zeus™ Bluetooth® Connected Timer
  - Steam & Infuse™
  - Pro-Trac™ Telescopic Sliders
  - Maxi-Clock™

● Black: 444444931      ● Stainless Steel: 444444932

### STERLING DELUXE S900DF GTG

900mm Sterling Deluxe gas-through-glass Range Cooker with 164 litres total cooking capacity.



- 1 5 burner gas-through-glass hob with 5kW PowerWok Plus™
  - 2 Maxi-Grill™ with Pro-Trac™ Telescopic Sliders and conventional electric oven
  - 3 11 setting multifunction oven
  - 4 79 litre Titan™ oven with twin Equiflow™ fan
- Quad Oven™ with Proflex™ Splitter
  - Zeus™ Bluetooth® Connected Timer
  - Steam & Infuse™
  - Pro-Trac™ Telescopic Sliders
  - Maxi-Clock™

### STERLING DELUXE S900EI

900mm Sterling Deluxe electric induction Range Cooker with 164 litres total cooking capacity.



- 1 5 zone induction hob with touch control and ten power settings
  - 2 Maxi-Grill™ with Pro-Trac™ Telescopic Sliders and conventional electric oven
  - 3 11 setting multifunction oven
  - 4 79 litre Titan™ oven with twin Equiflow™ fan
- Quad Oven™ with Proflex™ Splitter
  - Zeus™ Bluetooth® Connected Timer
  - Steam & Infuse™
  - Pro-Trac™ Telescopic Sliders
  - Maxi-Clock™
  - 32 amp connection

### STERLING DELUXE S900G

900mm Sterling Deluxe gas Range Cooker with 178 litres total cooking capacity.



- 1 5 burner gas hob with 4kW PowerWok™
  - 2 Maxi-Grill™ with Pro-Trac™ Telescopic Sliders
  - 3 Conventional gas main oven
  - 4 79 litre Titan™ electric oven with twin Equiflow™ fan
- Proflex™ Splitter
  - Zeus™ Bluetooth® Connected Timer
  - Pro-Trac™ Telescopic Sliders
  - Maxi-Clock™ – Cook to off
  - Wok cradle & cast iron dual griddle

● Black: 444444933      ● Stainless Steel: 444444934      ● Black: 444444939      ● Stainless Steel: 444444940      ● Black: 444444935      ● Stainless Steel: 444444936



**STERLING DELUXE**

**STERLING DELUXE S1000DF**

1000mm Sterling Deluxe dual fuel Range Cooker with 179 litres total cooking capacity.



- ① 7 burner gas hob with 4kW PowerWok™
  - ② Maxi-Grill™ with Pro-Trac™ Telescopic Sliders and conventional electric oven
  - ③ 11 setting multifunction oven
  - ④ Electric oven with Equiflow™ fan
  - ⑤ Electric slow cook oven
- Four cavity Quad Oven™
  - Zeus™ Bluetooth® Connected Timer
  - Steam & Infuse™
  - Pro-Trac™ Telescopic Sliders
  - Maxi-Clock™

**STERLING DELUXE S1000DF GTG**

1000mm Sterling Deluxe gas-through-glass Range Cooker with 179 litres total cooking capacity.



- ① 6 burner gas-through-glass hob with two 5kW PowerWok Plus™ burners
  - ② Maxi-Grill™ with Pro-Trac™ Telescopic Sliders and conventional electric oven
  - ③ 11 setting multifunction oven
  - ④ Electric oven with Equiflow™ fan
  - ⑤ Electric slow cook oven
- Four cavity Quad Oven™
  - Zeus™ Bluetooth® Connected Timer
  - Steam & Infuse™
  - Pro-Trac™ Telescopic Sliders
  - Maxi-Clock™

**STERLING DELUXE S1000EI**

1000mm Sterling Deluxe electric induction Range Cooker with 179 litres total cooking capacity.



- ① 5 zone induction hob with touch control and ten power settings
  - ② Maxi-Grill™ with Pro-Trac™ Telescopic Sliders and conventional electric oven
  - ③ 11 setting multifunction oven
  - ④ Electric oven with Equiflow™ fan
  - ⑤ Electric slow cook oven
- Four cavity Quad Oven™
  - Zeus™ Bluetooth® Connected Timer
  - Steam & Infuse™
  - Pro-Trac™ Telescopic Sliders
  - Maxi-Clock™
  - 32 amp connection

● Black: 444444941    ● Stainless Steel: 444444942    ● Black: 444444943    ● Stainless Steel: 444444944    ● Black: 444444949    ● Stainless Steel: 444444950

**STERLING DELUXE S1000G**

1000mm Sterling Deluxe gas Range Cooker with 179 litres total cooking capacity.



- ① 7 burner gas hob with 4kW PowerWok™
  - ② Maxi-Grill™ with Pro-Trac™ Telescopic Sliders and conventional gas oven
  - ③ Conventional gas main oven
  - ④ Conventional gas oven
  - ⑤ Electric slow cook oven
- Four cavity Quad Oven™
  - Zeus™ Bluetooth® Connected Timer
  - Pro-Trac™ Telescopic Sliders
  - Maxi-Clock™ – Cook to off
  - Wok cradle & cast iron dual griddle



**BLACK**

● Black: 444444945    ● Stainless Steel: 444444946

DELUXE RANGE

## STERLING DELUXE

### STERLING DELUXE S1100EI

1100mm Sterling Deluxe electric induction Range Cooker with 200 litres total cooking capacity.



STAINLESS STEEL



- 1 5 zone induction hob with touch control and ten power settings
  - 2 Maxi-Grill™ with Pro-Trac™ Telescopic Sliders and conventional electric oven
  - 3 11 setting multifunction oven
  - 4 Electric oven with Equiflow™ fan
  - 5 Electric slow cook oven
- Four cavity Quad Oven™
  - Zeus™ Bluetooth® Connected Timer
  - Steam & Infuse™
  - Pro-Trac™ Telescopic Sliders
  - Maxi-Clock™
  - 32 amp connection

● Black: 444444949      ● Stainless Steel: 444444950

### STERLING DELUXE S1100DF

1100mm Sterling Deluxe dual fuel Range Cooker with 200 litres total cooking capacity.



- 1 7 burner gas hob with 4kW PowerWok™
  - 2 Maxi-Grill™ with Pro-Trac™ Telescopic Sliders and conventional electric oven
  - 3 11 setting multifunction oven
  - 4 Electric oven with Equiflow™ fan
  - 5 Electric slow cook oven
- Four cavity Quad Oven™
  - Zeus™ Bluetooth® Connected Timer
  - Steam & Infuse™
  - Pro-Trac™ Telescopic Sliders
  - Maxi-Clock™

### STERLING DELUXE S1100DF GTG

1100mm Sterling Deluxe gas-through-glass Range Cooker with 200 litres total cooking capacity.



- 1 6 burner gas-through-glass hob with two 5kW PowerWok Plus™ burners
  - 2 Maxi-Grill™ with Pro-Trac™ Telescopic Sliders and conventional electric oven
  - 3 11 setting multifunction oven
  - 4 Electric oven with Equiflow™ fan
  - 5 Electric slow cook oven
- Four cavity Quad Oven™
  - Zeus™ Bluetooth® Connected Timer
  - Steam & Infuse™
  - Pro-Trac™ Telescopic Sliders
  - Maxi-Clock™

### STERLING DELUXE S1100G

1100mm Sterling Deluxe gas Range Cooker with 200 litres total cooking capacity.



- 1 7 burner gas hob with 4kW PowerWok™
  - 2 Electric Maxi-Grill™ with Pro-Trac™ Telescopic Sliders and conventional gas oven
  - 3 Conventional gas main oven
  - 4 Conventional gas oven
  - 5 Electric slow cook oven
- Four cavity Quad Oven™
  - Zeus™ Bluetooth® Connected Timer
  - Pro-Trac™ Telescopic Sliders
  - Maxi-Clock™ – Cook to off
  - Wok cradle & cast iron dual griddle

● Black: 444444951      ● Stainless Steel: 444444952      ● Black: 444444953      ● Stainless Steel: 444444954      ● Black: 444444955      ● Stainless Steel: 444444956



## STERLING

### STERLING S900DF

900mm Sterling dual fuel Range Cooker with 172 litres total cooking capacity.



- ① 5 burner gas hob with 4kW PowerWok™
  - ② Maxi-Grill™ with Pro-Trac™ Telescopic Sliders and conventional electric oven
  - ③ 11 setting multifunction oven
  - ④ 87 litre Titan™ oven with Equiflow™ fan
- Pro-Trac™ Telescopic Sliders
  - Maxi-Clock™
  - Cast iron dual griddle plate
  - Full width grill pan & handle
  - A rated ovens

### STERLING S900EI

900mm Sterling electric induction Range Cooker with 172 litres total cooking capacity.



- ① 5 zone induction hob with touch control and ten power settings
  - ② Maxi-Grill™ with Pro-Trac™ Telescopic Sliders and conventional electric oven
  - ③ 11 setting multifunction oven
  - ④ 87 litre Titan™ oven with Equiflow™ fan
- Pro-Trac™ Telescopic Sliders
  - Maxi-Clock™
  - Full width grill pan & handle
  - Child lock for hob controls
  - A rated ovens
  - 32 amp connection

### STERLING S1000DF

1000mm Sterling dual fuel Range Cooker with 179 litres of total cooking capacity.



- ① 7 burner gas hob with 4kW PowerWok™
  - ② Maxi-Grill™ with Pro-Trac™ Telescopic Sliders and conventional electric oven
  - ③ 11 setting multifunction oven
  - ④ Electric oven with Equiflow™ fan
  - ⑤ Electric slow cook oven
- Four cavity Quad Oven™
  - Pro-Trac™ Telescopic Sliders
  - Maxi-Clock™
  - Cast iron dual griddle plate
  - A rated ovens

● Black: 444444481

● Stainless Steel: 444444482

● Black: 444444487

● Stainless Steel: 444444488

● Black: 444444491

● Stainless Steel: 444444492

### STERLING S1000EI

1000mm Sterling electric induction Range Cooker with 179 litres of total cooking capacity.



- ① 5 zone induction hob with touch control and ten power settings
  - ② Maxi-Grill™ with Pro-Trac™ Telescopic Sliders and conventional electric oven
  - ③ 11 setting multifunction oven
  - ④ Electric oven with Equiflow™ fan
  - ⑤ Electric slow cook oven
- Four cavity Quad Oven™
  - Pro-Trac™ Telescopic Sliders
  - Maxi-Clock™
  - Full width grill pan & handle
  - A rated ovens
  - 32 amp connection

### STERLING S1100DF

1100mm Sterling dual fuel Range Cooker with 200 litres total cooking capacity.



- ① 7 burner gas hob with 4kW PowerWok™
  - ② Maxi-Grill™ with Pro-Trac™ Telescopic Sliders and conventional electric oven
  - ③ 11 setting multifunction oven
  - ④ Electric oven with Equiflow™ fan
  - ⑤ Electric slow cook oven
- Four cavity Quad Oven™
  - Pro-Trac™ Telescopic Sliders
  - Maxi-Clock™
  - Cast iron dual griddle plate
  - A rated ovens

### STERLING S1100EI

1100mm Sterling electric induction Range Cooker with 200 litres total cooking capacity.



- ① 5 zone induction hob with touch control and ten power settings
  - ② Maxi-Grill™ with Pro-Trac™ Telescopic Sliders and conventional electric oven
  - ③ 11 setting multifunction oven
  - ④ Electric oven with Equiflow™ fan
  - ⑤ Electric slow cook oven
- Four cavity Quad Oven™
  - Pro-Trac™ Telescopic Sliders
  - Maxi-Clock™
  - Full width grill pan & handle
  - A rated ovens
  - 32 amp connection

● Black: 444444497

● Stainless Steel: 444444498

● Black: 444444501

● Stainless Steel: 444444502

● Black: 444444507

● Stainless Steel: 444444508

## MINI RANGE COOKERS

---

With all the design aesthetic of a full-size Range Cooker, our collection of Mini Range Cookers fit perfectly into a smaller space. Available in 550mm and 600mm widths, modern traditional Richmond or contemporary Sterling design with multi-fuel options and colour finishes.



Engineered in Prescot  
since 1920.














# COOKING FEATURES WITH REAL BENEFITS

---



## ZEUS™ BLUETOOTH® CONNECTED TIMER

---

Control and adjust cooking times without having to be in the kitchen. Using Bluetooth® technology, the Zeus™ free downloadable app lets you use your smartphone or tablet to control the timer on your oven, save your favourites and automatically update your clock. With Zeus™ you can set the cooking duration and end time, keep an eye on your timer and adjust it without having to be in the kitchen.



## 4KW POWERWOK™ BURNER

---

Rapid and intense heat seals the flavour in your food. The 4kW PowerWok™ burner with rapid and intense heat is perfect for your favourite stir-fry recipe. Providing even heat over a large area, it's not only ideal for wok-cooking, but for high-speed cooking with any large pan.



## TELESCOPIC SHELVES

---

Telescopic shelves make it safer to put dishes into the oven and remove them. The shelf can be pulled out smoothly to its maximum so you don't have to reach into the oven.



## MADE IN BRITAIN

---

Stoves is part of a company that is still committed to manufacturing cookers in this country. Look out for the 'Made in Britain' marque throughout this brochure denoting which products are made right here in the UK.

Features do not apply to all products.

## RICHMOND MINI RANGE COOKERS

### RICHMOND MINI RANGE 550DFW

550mm wide Richmond dual fuel Mini Range Cooker.



- 1 4 burner gas hob with 4kW PowerWok™ Burner
  - 2 Conventional oven and variable rate dual circuit electric grill
  - 3 Equiflow™ electric main oven with defrost function
- LED clock / programmer
  - Cast iron lid
  - Defrost function
  - 32 amp compliant
  - A energy rating
  - Easy clean enamel

● Black: 444442896    ● Hot Jalapeno: 444442900  
 ● Champagne: 444442895

### RICHMOND MINI RANGE 550E

550mm wide Richmond electric ceramic Mini Range Cooker.



- 1 4 zone ceramic hob
  - 2 Conventional oven and variable rate dual circuit electric grill
  - 3 Equiflow™ electric main oven with defrost function
- LED clock / programmer
  - Cast iron lid
  - 32 amp compliant
  - A energy rating
  - Easy clean enamel

● Black: 444449014    ● Hot Jalapeno: 444449013  
 ● Champagne: 444441979

### RICHMOND MINI RANGE 600DF

600mm wide Richmond dual fuel Mini Range Cooker.



- 1 4 burner gas hob with 4kW PowerWok™ Burner
  - 2 Conventional oven and variable rate dual circuit electric grill
  - 3 Equiflow™ electric main oven with 4 functions
- Defrost, dough proving and slow cook functions
  - Zeus™ Bluetooth® Connected Timer
  - Telescopic sliding shelves
  - 32 amp compliant
  - Easy clean enamel

● Black: 44444723    ● Hot Jalapeno: 44444724  
 ● Classic Cream: 44444722

### RICHMOND MINI RANGE 600G

600mm wide Richmond gas Mini Range Cooker.



- 1 4 burner gas hob with 4kW PowerWok™ Burner
  - 2 Conventional gas oven and fixed rate electric grill
  - 3 Conventional gas oven
- LED touch control cook to off timer and minute minder
  - Zeus™ Bluetooth® Connected Timer
  - 32 amp compliant
  - Telescopic sliding shelves
  - Easy clean enamel

● Black: 44444726    ● Hot Jalapeno: 44444727  
 ● Classic Cream: 44444725

### RICHMOND MINI RANGE 600E

600mm wide Richmond electric ceramic Mini Range Cooker.



- 1 4 zone ceramic hob
  - 2 Conventional oven and variable rate dual circuit electric grill
  - 3 4 function Equiflow™ electric main oven
- Defrost, dough proving and slow cook functions
  - Zeus™ Bluetooth® Connected Timer
  - Telescopic sliding shelves
  - 32 amp compliant
  - Easy clean enamel

● Black: 44444720    ● Hot Jalapeno: 44444721  
 ● Classic Cream: 44444719

### RICHMOND MINI RANGE 600EI

600mm wide Richmond electric induction Mini Range Cooker.



- 1 4 zone induction hob with boost function
  - 2 Conventional oven and variable rate dual circuit electric grill
  - 3 13 setting multifunction oven
- Defrost, dough proving and slow cook functions
  - Zeus™ Bluetooth® Connected Timer
  - Induction technology with pan overheat detection & child lock
  - Telescopic sliding shelves

● Black: 44444729    ● Hot Jalapeno: 44444730  
 ● Classic Cream: 44444728



## STERLING MINI RANGE COOKERS

### STERLING MINI RANGE 600DF

600mm wide Sterling dual fuel Mini Range Cooker.



- 1 4 burner gas hob
  - Defrost and pizza functions
- 2 Conventional oven and variable rate dual circuit electric grill
  - LED clock / programmable timer
  - 32 amp compliant
- 3 Equiflow™ electric main oven
  - A energy rating
  - Easy clean enamel

● Black: 444440990

● Stainless Steel: 444440989

### STERLING MINI RANGE 600G

600mm wide Sterling gas Mini Range Cooker.



- 1 4 burner gas hob
  - LED cook to off timer and minute minder
- 2 Conventional gas oven and fixed rate electric grill
  - Glass lid with auto shut off
- 3 Conventional gas oven
  - 13 amp compliant
  - Easy clean enamel

● Black: 444440987

● Stainless Steel: 444440986

### STERLING MINI RANGE 600E

600mm wide Sterling electric ceramic Mini Range Cooker.



- 1 4 zone ceramic hob
  - Defrost and pizza functions
- 2 Conventional oven and variable rate dual circuit electric grill
  - LED clock / programmable timer
  - 32 amp compliant
- 3 Equiflow™ electric main oven
  - A energy rating
  - Easy clean enamel

● Black: 444440992

● Stainless Steel: 444440991

### STERLING MINI RANGE 600MFTI

600mm wide Sterling electric induction Mini Range Cooker.



- 1 4 zone induction hob with boost function
  - Defrost and pizza functions
- 2 Conventional oven and variable rate dual circuit electric grill
  - Induction technology with pan overheat detection & child lock
- 3 7 setting multifunction oven
  - LED clock / programmable timer
  - 32 amp compliant
  - Easy clean enamel

● Black: 444443707

● Stainless Steel: 444443706

## **BUILT-IN OVENS**

---

Stoves built-in ovens are engineered to the highest standards.

They come in multiple configurations including, built-in or under-counter, single or double cavity in electric or gas. With an elegant aesthetic these ovens fit perfectly in both design and functionality to help you cook to perfection.







# COOKING FEATURES WITH REAL BENEFITS

---



## ZEUS™ BLUETOOTH® CONNECTED TIMER

---

Control and adjust cooking times, save your favourite timings as handy presets, automatically update the time on your oven each time you use the app and register your appliance directly from the app.




## PYROLYTIC SELF CLEANING OVEN\*

---

Regarded as the most efficient and effortless cleaning method for ovens. This function raises the oven temperature to 450°C, turning any fats and grease throughout the cavity into ash for easy wipe away, whilst keeping the oven front cool to the touch.

\*ST SEB602PY only



## EASY CLEAN CATALYTIC LINERS

---

Specially treated liners that absorb grease continuously during the cooking process. When the oven reaches 200-220°C the grease turns into ash and can simply be wiped away with a dry cloth without the need for harsh chemicals.



## EQUIFLOW™ FANNED OVEN

---

Equiflow™ evenly distributes hot air around the full cavity. This naturally results in controlled, consistent cooking around the food no matter its position in the cavity, for quicker more efficient cooking. By utilising Equiflow™ advanced fan oven technology a variety of foods can be baked and roasted simultaneously in the same cavity, with confidence the flavours will be unaffected.

Features do not apply to all products.



# COOKING FEATURES WITH REAL BENEFITS

---



## SOFT CLOSE DOORS

---

Soft close technology on our oven doors reduces noise and gives a smoother action when closing, for a more luxurious feel. Triple glazed doors also ensure that the exterior of the oven door remains cool to touch, for added safety.



## 73L LARGE CAPACITY

---

A large capacity oven cavity with 73 litres of usable space and 5 shelf positions. This large 73 litre capacity is available on selected 60cm built-in ovens, giving the flexibility for cooking multiple meals, large family dinners and the space for entertaining guests.



## MULTIFUNCTION+

---

With up to 12 multifunctions available across the Stoves built-in collection, you can have greater flexibility and control in your cooking.



## TELESCOPIC SLIDERS

---

Smooth moving oven shelves that extend beyond the oven front, for easy safe extraction of trays and cooking pots from and into the oven. These strong robust shelves are perfect for basting meals during cooking, without the need to reach into or remove the food from the oven.

Features do not apply to all products.

## BUILT-IN OVENS

### ST SEB602PY

60cm multifunction+, pyro oven, touch control, soft close door and telescopic runners.



- 1 LED touch control programmable timer
- 2 10 function Multifunction+ oven with variable rate electric grill

- 73L large capacity
- Pyrolytic cleaning
- Soft close doors
- Telescopic sliding shelf
- Premium blue interior

● Black: 444410037

● Stainless Steel: 444410036

### ST SEB602TCC

60cm multifunction+ oven, catalytic liners, touch control, soft close door and telescopic runners.



- 1 LED touch control programmable timer
- 2 9 function Multifunction+ oven with variable rate electric grill

- 73L large capacity
- Catalytic liners
- Soft close doors
- Telescopic sliding shelf
- Premium blue interior

● Black: 444410035

● Stainless Steel: 444410034

### ST SEB602MFC

60cm multifunction+ oven with catalytic liners and touch control.



- 1 LED touch control programmable timer
- 2 9 function Multifunction+ oven with variable rate electric grill

- 73L large capacity
- Catalytic liners

● Black: 444410142

● Stainless Steel: 444410141

### ST SEB602F

60cm fan oven with programmable timer.



- 1 LED touch control programmable timer
- 2 Equiflow™ fanned main oven with variable rate grill

- 73L large capacity
- Slow cook, bread proving and defrost functions
- Easy clean enamel

● Black: 444410140

● Stainless Steel: 444410139

### ST SGB600PS

60cm single gas oven with cook to off timer.



- 1 LED cook to off timer
- 2 Conventional main oven and fixed rate grill

- 69L capacity
- Telescopic sliding shelves
- A energy rating
- Easy clean enamel

● Black: 444440827

● Stainless Steel: 444440826



## BUILT-IN OVENS

### ST SGB700PS

70cm double gas oven with cook to off timer.



- ① LED cook to off timer and minute minder
  - ② Conventional gas top oven and fixed rate grill
  - ③ Conventional gas main oven
- 59L/39L capacity
  - Telescopic sliding shelves
  - A/B energy rating
  - Easy clean enamel

### ST SEB700FPS

70cm electric oven with programmable timer.



- ① LED programmable timer
  - ② Conventional electric top oven and variable rate dual circuit grill
  - ③ Equiflow™ fanned electric main oven
- 59L/39L capacity
  - Defrost function
  - Telescopic sliding shelves
  - A/B energy rating
  - Easy clean enamel

● Black: 444440831

● Stainless Steel: 444440830

● Black: 444440829

● Stainless Steel: 444440828

### ST BI900 EF

90cm fan oven with programmable timer.



- ① LED touch control programmable timer
  - ② Conventional top oven and variable rate dual circuit electric grill
  - ③ 4 function Equiflow™ fanned main oven
- 71L/41L capacity
  - Zeus™ Bluetooth® Connected Timer
  - Slow cook, keep warm and bread proving functions
  - Telescopic sliding shelves
  - A/B energy rating
  - Easy clean enamel

### ST BI900 MF

90cm multifunction oven with programmable timer.



- ① LED touch control programmable timer
  - ② Conventional top oven and variable rate dual circuit electric grill
  - ③ 13 function Multifunction+ main oven
- 71L/41L capacity
  - Zeus™ Bluetooth® Connected Timer
  - Slow cook, keep warm and bread proving functions
  - Telescopic sliding shelves
  - A/B energy rating
  - Easy clean enamel

### ST BI900 G

90cm gas oven with cook to off timer.



- ① LED cook to off timer
  - ② Conventional gas top oven and fixed rate electric grill
  - ③ Conventional gas oven
- 71L/41L capacity
  - Telescopic sliding shelves
  - A energy rating
  - Easy clean enamel

● Black: 444444837

● Stainless Steel: 444444836

● Black: 444444839

● Stainless Steel: 444444838

● Black: 444444843

● Stainless Steel: 444444842

## BUILT-IN HOBS

---

Our built-in hobs provide exceptional control over cooking temperatures, so you can simmer sauces, sear steaks and sizzle stir-fries to perfection. The collection includes gas, electric induction and electric ceramic fuels; complementing our built-in ovens perfectly and are available with matching splashbacks and hoods.













# COOKING FEATURES WITH REAL BENEFITS

---



## INDUCTION

---

Induction technology works by heating the pan rather than the hob, offering a smarter, faster, safer and greener way to cook. Products with bridging zones allow you to link zones for more flexibility to cook with a variety of pan shapes and combinations.



## HOB TO HOOD

---

Induction hob that wirelessly connects with compatible hood ST H2H HDCN601.  
See page 43 and 48



## DIGITAL TOUCH CONTROLS

---

The touch control panel accurately allows you to select the temperature, timing and desired functions at a simple touch.



## WOK BURNER

---

The powerful 3.5kW wok burner provides intense heat ideal for stir fries.

Features do not apply to all products.

## BUILT-IN HOBS

### ST SIH600T13

60cm Induction hob with front touch controls – 13 amp.



- ① 4 zone induction hob (1.2kW - 1.4kW)
- ② Digital touch controls
- 13 amp plug connection
- 9 power settings + boost function
- Residual heat indicator
- Pan overheat detection
- Child lock
- Easy clean surface
- Hob timer

● Black: 444443726

### ST SIH600TC

60cm Induction hob with front touch controls.

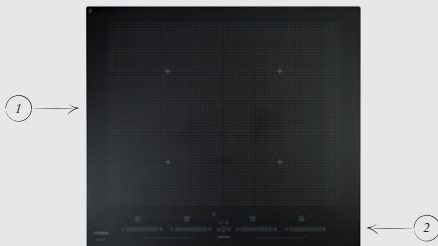


- ① 4 zone induction hob (1.4kW - 1.85kW)
- ② Digital touch controls
- 9 power settings + boost function
- Residual heat indicator
- Pan overheat detection
- Child lock
- Easy clean surface
- Hob timer

● Black: 444443435

### ST SIHF604T

60cm Flexi Link+™ Induction hob with front touch controls.



- ① 4 zone induction hob (2.1kW - 3.7kW) with dual bridging zones
- ② Digital touch controls
- Link+™ dual bridging zones
- 9 power settings + boost function
- Residual heat indicator
- Pan overheat detection
- Timer to each zone
- Child lock

● Black: 444443934

### ST SEH600CTC MK2

60cm Ceramic hob with front touch controls.



- ① 4 zone ceramic hob (1.2kW - 2.1kW)
- ② Digital touch controls
- Residual heat indicator
- Child lock
- Timer
- Easy clean surface

● Black: 444441168

### ST SGH600C

60cm Gas hob with front rotary controls.



- ① 4 burner gas hob (1kW-3kW)
- ② Rotary controls
- Cast iron pan supports
- Easy clean surface
- Flame safety device
- Auto ignition

● Black: 444440875

● Stainless Steel: 444440874



## BUILT-IN HOBS

### ST SEH700CTC MK2

70cm Ceramic hob with front touch controls.



- 1 4 ceramic zones (1.2kW - 2.2kW dual)
- 2 Digital touch controls
- Residual heat indicator
- Child lock
- Timer
- Dual cook zone
- Easy clean surface

● Black: 444441173

### ST SGH700C

70cm Gas hob with front rotary controls.




- 1 4 burner gas hob (1.0kW - 3.0kW) with 3.5kW Wok Burner
- 2 Rotary controls
- Cast iron pan supports
- Easy clean surface
- Flame safety device
- Auto ignition

● Black: 444440879

● Stainless Steel: 444440878

### ST SIHF906T

90cm Flexi Link+™ Induction hob with front touch controls.



- 1 6 zone induction hob (2.1kW - 3.7kW) with dual bridging zones
- 2 Digital touch controls
- 2 x Link+™ dual bridging zones
- 9 power settings + boost function
- Residual heat indicator
- Pan overheat detection
- Timer
- Easy clean surface

● Black: 444443935

### ST H2H BHIT601 BLK

60cm connected Link+™ Induction Hob.



- 1 4 zone induction hob (1.8kW - 3.0kW) with dual bridging zones )
- 2 Digital touch controls
- Wirelessly connects with compatible hood **ST H2H HDCN601** see page 48
- 9 power settings + boost function
- Timer
- Residual heat indicator
- Pan overheat detection
- Child lock

● Black: 444444889



## **COOKER HOODS & SPLASHBACKS**

---

Complement your kitchen with our attractive range of coordinating Hoods and Splashbacks, to effectively remove steam, grease and protect your kitchen from any splashes whilst cooking.













# HOODS & SPLASHBACKS FEATURES

---



## HOB TO HOOD

---

Wirelessly connected hob and hood. The hood automatically adjusts the lighting and fan speed to the optimum setting in accordance to the power setting on the hob.



## MARKET LEADING EXTRACTION RATES

---

Ensures all odours are extracted from your kitchen as quickly as possible.



## LED MULTISPOT LIGHTING

---

Create effective mood illumination for your kitchen as well as lighting the cooking area underneath the cooker hood. The lights are also long-lasting and durable.



## TIMED BOOST

---

8 minute timed boost function boosts the extraction rate to deal with the strongest odours.

Features do not apply to all products.

## STERLING HOODS

### ST H2H HDCN601

600mm wide connected hood



- Wirelessly connects with compatible hob **ST H2H BHIT601 see page 43**
- 4 fan speeds + boost
- 800 m<sup>3</sup>/h extraction rate
- Touch control
- LED lights

● Black: 44444890

### 900 STERLING FLAT

900mm wide designer hood



- 3 fan speeds + boost
- 8 minute timed boost
- 2 x Multispot LED lights
- 3 x aluminium washable grease filters
- Illuminated push button controls

● Black: 444410235

● Stainless Steel: 444410236

### 900 STERLING CHIM

900mm wide Sterling chimney hood



- 3 fan speeds + boost
- 8 minute timed boost
- 2 x Multispot LED lights
- 3 x aluminium washable grease filters
- Illuminated push button controls

● Black: 444410237

● Stainless Steel: 444410238

### 1000 STERLING CHIM

1000mm wide Sterling chimney hood



- 3 fan speeds + boost
- 8 minute timed boost
- 2 x Multispot LED lights
- 3 x aluminium washable grease filters
- Illuminated push button controls

● Black: 444410239

● Stainless Steel: 444410240

### 1100 STERLING CHIM

1100mm wide Sterling chimney hood



- 3 fan speeds + boost
- 8 minute timed boost
- 2 x Multispot LED lights
- 3 x aluminium washable grease filters
- Illuminated push button controls

● Black: 444410241

● Stainless Steel: 444410242



## RICHMOND HOODS

### 900 RICHMOND CHIM WITH RAIL

900mm wide Richmond chimney hood with rail



- 3 fan speeds + boost
- 8 minute timed boost
- 2 x Multispot LED lights
- 3 x aluminium washable grease filters
- Illuminated push button controls

● Black: 444410243  
● Classic Cream: 444410244

### 1000 RICHMOND CHIM WITH RAIL

1000mm wide Richmond chimney hood with rail



- 3 fan speeds + boost
- 8 minute timed boost
- 2 x Multispot LED lights
- 3 x aluminium washable grease filters
- Illuminated push button controls

● Black: 444410246  
● Classic Cream: 444410247

### 1100 RICHMOND CHIM WITH RAIL

1100mm wide Richmond chimney hood with rail



- 3 fan speeds + boost
- 8 minute timed boost
- 2 x Multispot LED lights
- 3 x aluminium washable grease filters
- Illuminated push button controls

● Black: 444410249  
● Classic Cream: 444410250

## GLASS & METAL SPLASHBACKS

### SBK60 GLASS

600mm splashback

● Black: 444442907  
● Stainless Steel: 444449519  
● Stainless Shimmer: 444442911

### SBK90 GLASS

900mm splashback

● Black: 444442908  
● Hot Jalapeno: 444442915

### SBK100 GLASS

1000mm splashback

● Black: 444442909  
● Hot Jalapeno: 444442916

### SBK110 GLASS

1100mm splashback

● Black: 444442910  
● Hot Jalapeno: 444442917

### SBK70 METAL

700mm metal splashback

● Stainless Steel: 444449522

### SBK90 METAL

900mm splashback

● Stainless Steel: 444449524

### SBK100 METAL


1000mm splashback

● Stainless Steel: 444449527


### SBK110 METAL

1100mm splashback

● Stainless Steel: 444449530



BLACK



STAINLESS STEEL



STAINLESS SHIMMER



HOT JALAPENO

## **COOLING & INTEGRATED APPLIANCES**

---

From Wine Coolers to Fridge Freezers and Integrated Dishwashers. The A+ energy rated cooling solutions from Stoves ensure food is kept fresh, wine is chilled to perfection and you have an integrated solution for efficient cleaning after cooking up a feast in the kitchen.














## COOLING & INTEGRATED APPLIANCES FEATURES

---



### A+/A++ ENERGY RATING

---

All of our refrigerators have an A+/A++ energy rating, helping to reduce your energy bills and the effect on the environment.



### DIGITAL EXTERNAL DISPLAY

---

Easily control the temperature of the refrigeration and freezer compartments independently with a stylish external LED controller.



### LOW NOISE

---

Our cooling products are designed to have a low noise output, perfect for open-plan living.



### TOTAL NO FROST

---

Prevents the build up of ice in both the fridge and freezer. This feature also improves circulation to help keep your food fresher for longer.

Features do not apply to all products.

## COOLING APPLIANCES

### ST SX905

American style side by side fridge freezer.



- ① Plumbed water dispenser & ice maker with electronic touch control panel
  - ② 349L fridge capacity
  - ③ 219L freezer capacity
- Frost free operation
  - Dual control thermostat
  - Digital temperature display
  - A+ energy rating

● Black: 444443891

● Stainless Steel: 444443890

### ST FD90

Side by side French door fridge freezer.



- ① Digital temperature display
  - ② 425L fridge capacity
  - ③ 145L freezer capacity
- Frost free operation
  - Open door alarm
  - Twist ice cube maker
  - Dairy compartment
  - A+ energy rating


● Stainless Steel: 444442761



## COOLING APPLIANCES

### ST NF60188

60cm wide frost free fridge freezer.



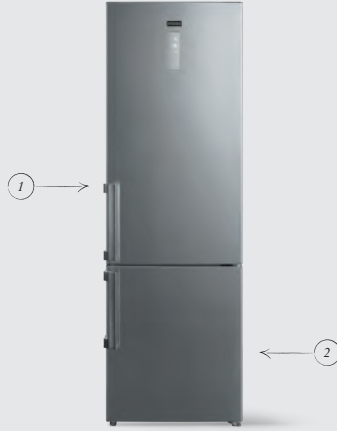
1 222L fridge capacity

2 86L freezer capacity

- Frost free operation
- Bottle storage
- Digital touch controls
- A++ energy rating
- 4\* freezer rating
- Dual salad crisper

### ST NF60208SS

60cm wide 2m tall fridge freezer.



1 252L fridge capacity

2 98L freezer capacity

- Total no frost technology
- A++ energy rating
- Easy open doors
- Low noise output
- Dual salad crisper

### ST STR60197

Retro styled fridge freezer.



1 237L fridge capacity

2 98L freezer capacity

- No frost operation
- A+ energy rating
- Glass shelves with chrome trim
- Chrome handles
- LED lighting

○ White: 44444183

● Stainless Steel: 44444184

● Stainless Steel: 44441045

● Black: 44444987

● Cream: 44444988

● Red: 44444989

## INTEGRATED COOLING APPLIANCES

### ST INT LAR

Integrated larder.



1 136L fridge capacity

- Auto defrost
- Reversible door
- LED lighting
- A+ energy rating

○ White: 44444331

### ST INT FRZ

Integrated freezer.



1 107L freezer capacity


- Fast freeze function
- Reversible door
- 3 spacious drawers
- A+ energy rating

○ White: 44444332

## COOLING APPLIANCES

### ST INT70FF

Built-in frost free 70/30 fridge freezer.



① 181L fridge capacity

② 75L freezer capacity

- Mechanical control thermostat
- LED lighting
- Wine rack
- Frost free operation
- A+ energy rating

○ White: 444444333

### ST INT50FF

Built-in frost free 50/50 fridge freezer.



① →

② →

① 148L fridge capacity

② 101L freezer capacity

- Mechanical control thermostat
- LED lighting
- Wine rack
- Frost free operation
- A+ energy rating

○ White: 444444334

### ST IN TALL LAR

Built-in tall larder.



① →

① 303L fridge capacity

- Electronic controls
- LED lighting
- Wine rack
- Stoves hot stamping
- A+ energy rating

○ White: 444444758

### ST IN TALL FRZ

Built-in tall freezer.



① →

① 221L freezer capacity

- Electronic controls
- 7 drawers and 1 flap compartment
- Stoves hot stamping
- Temperature warning light
- A+ energy rating

○ White: 444444759



## WINE COOLERS



### 150WC

150mm integrated wine cooler.

### 300WC

300mm integrated wine cooler.

### 600WC

600mm integrated wine cooler.



① 7 bottle capacity

- Easy to use controls
- 6 chrome wire shelves
- Integrated design



① 18 bottle capacity

- Easy to use controls
- 6 wooden shelves
- Integrated design



① 46 bottle capacity

- Easy to use controls
- 6 wooden shelves
- Integrated design

● Black: 444443281  
● Stainless Steel: 444440917


● Black: 444443282  
● Stainless Steel: 444440918

● Black: 444443283  
● Stainless Steel: 444440919

## INTEGRATED DISHWASHERS

### ST SDW45

45cm integrated dishwasher.



① 10 place settings

- Quick wash programme
- Easy to adjust shelves
- Eco programme
- 24hr delay start

○ White: 444444036

### ST SDW60

60cm integrated dishwasher.



① 14 place settings

- Quick wash programme
- Easy to adjust shelves
- Eco programme
- 24hr delay start

○ White: 444444935

## INTEGRATED LAUNDRY

### ST IWD8614

Integrated washer dryer with 8kg washer & 6kg dryer capacity.



① 8kg wash & 6kg drying capacity

- Baby clothes programme
- 15min quick wash
- 1hr wash & dry
- Memory function
- 24hr delay start

○ White: 444410118

### ST IWM8KG

8kg integrated washing machine.



① 8kg washing capacity

- 16 wash programmes
- 15min quick wash
- Memory function
- 24hr delay start
- Child lock

○ White: 444444025



## INTEGRATED MICROWAVE & WARMING DRAWER

### ST BI45COMW

45cm Combi Microwave Oven.

### UWD14

14 litre Warming Drawer.



- ① TFT touch control digital display
- ② 38L capacity microwave oven and grill

- 1000W microwave output
- 1650W grill output
- 1500W convection oven output
- Grilling rack
- Timer

- ① 14L capacity warming drawer - compatible with Stoves Combination Microwave – BI45COMW

- Keep warm function
- Plate heat function
- Temperature range 40 - 80°C

● Black: 444410518

● Stainless Steel: 444410517

● Black: 444444192

● Stainless Steel: 444444191

# RICHMOND RANGE COOKER TECHNICAL SPECIFICATION

Product name	Richmond Deluxe S900DF	Richmond Deluxe S900DF GTG	Richmond Deluxe S900Ei	Richmond Deluxe S900G	Richmond S900DF	Richmond S900Ei
<b>Product description</b>	900mm Dual Fuel Range Cooker	900mm Dual Fuel Gas-Through-Glass Range Cooker	900mm Induction Range Cooker	900mm Gas Range Cooker	900mm Dual Fuel Range Cooker	900mm Induction Range Cooker
<b>Fuel</b>	Dual Fuel	Dual Fuel	Electric	Gas	Dual Fuel	Electric
<b>Number of ovens</b>	4†	4†	4†	3†	3	3
<b>Warranty period</b>	5 Year Parts & 1 Year Labour	5 Year Parts & 1 Year Labour	5 Year Parts & 1 Year Labour	5 Year Parts & 1 Year Labour	5 Year Parts & 1 Year Labour	5 Year Parts & 1 Year Labour
<b>Hob</b>	5 Gas Burners (1.0 - 4.0kW) Cast iron pan supports Automatic ignition Thermocouples (Flame safety device)	5 Gas Burners (1.0 - 5.0kW) Cast iron pan supports Automatic ignition Thermocouples (Flame safety device)	5 Induction Zones (115 - 3.7kW) Individual residual Heat Indicators Touch Controls (Hotplate) Digital power display 10 power levels (incl. boost) Keep warm function Pan detection Pan overheat detection Child lock Boost function 3 presets (melt/sauce, keep warm, rapid simmer) Auto heat up Auto stand by Minute minder Timer function Easy clean ceramic glass surface	5 Gas Burners (1.0 - 4.0kW) Cast iron pan supports Automatic ignition Thermocouples (Flame safety device)	5 Gas Burners (1.0 - 4.0kW) Cast iron pan supports Automatic ignition Thermocouples (Flame safety device)	5 Induction Zones (115 - 3.7kW) Individual residual Heat Indicators Touch Controls (Hotplate) Digital power display 10 power levels (incl. boost) Keep warm function Pan detection Pan overheat detection Child lock Boost function 3 presets (melt/sauce, keep warm, rapid simmer) Auto heat up Auto stand by Minute minder Timer function Easy clean ceramic glass surface
<b>Cavity 1</b>	Top left position Third oven Electric conventional oven and grill 3 functions: Variable rate dual circuit electric grill Conventional electric oven Top heat only A energy rating 37 actual / 31 litre usable capacity 2 shelf positions Double extending removable telescopic shelves, 2 positions Drop-down door	Top left position Third oven Electric conventional oven and grill 3 functions: Variable rate dual circuit electric grill Conventional electric oven Top heat only A energy rating 37 actual / 31 litre usable capacity 2 shelf positions Double extending removable telescopic shelves, 2 positions Drop-down door	Top left position Third oven Electric conventional oven and grill 3 functions: Variable rate dual circuit electric grill Conventional electric oven Top heat only A energy rating 37 actual / 31 litre usable capacity 2 shelf positions Double extending removable telescopic shelves, 2 positions Drop-down door	Top left position Gas 37 actual / 35 litre usable capacity U2 shelf positions Double extending removable telescopic shelves, 2 positions Drop-down door	Top left position Third oven Electric conventional oven and grill 3 functions: Variable rate dual circuit electric grill Conventional electric oven Top heat only A energy rating 37 actual / 31 litre usable capacity 2 shelf positions Double extending removable telescopic shelves, 2 positions Drop-down door	Top left position Third oven Electric conventional oven and grill 3 functions: Variable rate dual circuit electric grill Conventional electric oven Top heat only A energy rating 37 actual / 31 litre usable capacity 2 shelf positions Double extending removable telescopic shelves, 2 positions Drop-down door
<b>Cavity 2</b>	Bottom left position Main oven Electric multifunction oven Programmable oven 11 functions: Variable rate electric grill Conventional electric oven Fanned electric oven Defrost Intensive bake (top, bottom & fan) Top heat only Base heat only Base heat with fan Grill with fan Pizza function Dough proving Slow cook* Keep Warm/Plate Warming* A energy rating 64 actual / 54 litre usable capacity 2 shelves, 6 shelf positions Double extending removable telescopic shelves, 4 positions Halogen light Easy clean enamel interior Side opening door Viewing window	Bottom left position Main oven Electric multifunction oven Programmable oven 11 functions: Variable rate electric grill Conventional electric oven Fanned electric oven Defrost Intensive bake (top, bottom & fan) Top heat only Base heat only Base heat with fan Grill with fan Pizza function Dough proving Slow cook* Keep Warm/Plate Warming* A energy rating 64 actual / 54 litre usable capacity 2 shelves, 6 shelf positions Double extending removable telescopic shelves, 4 positions Halogen light Easy clean enamel interior Side opening door Viewing window	Bottom left position Main oven Electric multifunction oven Programmable oven 11 functions: Variable rate electric grill Conventional electric oven Fanned electric oven Defrost Intensive bake (top, bottom & fan) Top heat only Base heat only Base heat with fan Grill with fan Pizza function Dough proving Slow cook* Keep Warm/Plate Warming* A energy rating 64 actual / 54 litre usable capacity 2 shelves, 6 shelf positions Double extending removable telescopic shelves, 4 positions Halogen light Easy clean enamel interior Side opening door Viewing window	Bottom left position Main oven Gas conventional oven Programmable oven A energy rating 64 actual / 64 litre usable capacity 2 shelves, 6 shelf positions Double extending removable telescopic shelves, 4 positions Halogen light Easy clean enamel interior Side opening door Viewing window	Bottom left position Main oven Electric multifunction oven Programmable oven 11 functions: Variable rate electric grill Conventional electric oven Fanned electric oven Defrost Intensive bake (top, bottom & fan) Top heat only Base heat only Base heat with fan Grill with fan Pizza function Dough proving Slow cook* Keep Warm/Plate Warming* A energy rating 64 actual / 54 litre usable capacity 2 shelves, 6 shelf positions Double extending removable telescopic shelves, 4 positions Halogen light Easy clean enamel interior Side opening door Viewing window	Bottom left position Main oven Electric multifunction oven Programmable oven 11 functions: Variable rate electric grill Conventional electric oven Fanned electric oven Defrost Intensive bake (top, bottom & fan) Top heat only Base heat only Base heat with fan Grill with fan Pizza function Dough proving Slow cook* Keep Warm/Plate Warming* A energy rating 64 actual / 54 litre usable capacity 2 shelves, 6 shelf positions Double extending removable telescopic shelves, 4 positions Halogen light Easy clean enamel interior Side opening door Viewing window
<b>Cavity 3</b>	Right position Second oven Electric tall split fanned oven/grill 5 functions: Fixed rate electric grill Fanned electric oven Slow cook Keep warm/plate warm function Dough proving A energy rating 94 actual / 79 litre usable capacity 3 shelves, 8 shelf positions 8 telescopic shelf positions Halogen light Easy clean enamel interior Side opening door Door thermometer	Right position Second oven Electric tall split fanned oven/grill 5 functions: Fixed rate electric grill Fanned electric oven Slow cook Keep warm/plate warm function Dough proving A energy rating 94 actual / 79 litre usable capacity 3 shelves, 8 shelf positions 8 telescopic shelf positions Halogen light Easy clean enamel interior Side opening door Door thermometer	Right position Second oven Electric tall split fanned oven/grill 5 functions: Fixed rate electric grill Fanned electric oven Slow cook Keep warm/plate warm function Dough proving A energy rating 94 actual / 79 litre usable capacity 3 shelves, 8 shelf positions 8 telescopic shelf positions Halogen light Easy clean enamel interior Side opening door Door thermometer	Right position Second oven Electric tall split fanned oven/grill 5 functions: Fixed rate electric grill Fanned electric oven Slow cook Keep warm/plate warm function Dough proving A energy rating 94 actual / 79 litre usable capacity 3 shelves, 8 shelf positions 8 telescopic shelf positions Halogen light Easy clean enamel interior Side opening door Door thermometer	Right position Second oven Electric tall fanned oven 4 functions: Fanned electric oven Slow cook Keep warm/plate warm function Dough proving A energy rating 94 actual / 87 litre usable capacity 3 shelves, 8 shelf positions 8 telescopic shelf positions Halogen light Easy clean enamel interior Side opening door Door thermometer	Right position Second oven Electric tall fanned oven 4 functions: Fanned electric oven Slow cook Keep warm/plate warm function Dough proving A energy rating 94 actual / 87 litre usable capacity 3 shelves, 8 shelf positions 8 telescopic shelf positions Halogen light Easy clean enamel interior Side opening door Door thermometer
<b>Cavity 4</b>						
<b>Fascia cooling system</b>	Yes	Yes	Yes	Yes	Yes	Yes
<b>Zeus Bluetooth Connected Timer</b>	Yes	Yes	Yes	Yes		
<b>Proflex Splitter</b>	Yes	Yes	Yes	Yes		
<b>Adjustable feet</b>	Yes	Yes	Yes	Yes	Yes	Yes
<b>Removable cast griddle plate</b>	Yes	Yes		Yes	Yes	
<b>Wok cradle</b>	Yes	Yes		Yes		
<b>Steam &amp; Infuse</b>	Yes	Yes	Yes			
<b>Full width oven pan – deep</b>	Yes, 2	Yes, 2	Yes, 2	Yes, 2	Yes, 2	Yes, 2
<b>Full width oven pan – reversible trivet</b>	Yes, 2	Yes, 2	Yes, 2	Yes, 2	Yes, 2	Yes, 2
<b>Oven/grill pan handle</b>	Yes, 2	Yes, 2	Yes, 2	Yes, 2	Yes, 2	Yes, 2
<b>LPG conversion kit (available separately)</b>	Yes	Yes			Yes	
<b>Removable parts (for cleaning)</b>	Hob burners Pan supports Shelves Telescopic shelves Shelf guides	Hob burners Pan supports Shelves Telescopic shelves Shelf guides	Shelves Telescopic shelves Shelf guides	Hob burners Pan supports Shelves Telescopic shelves Shelf guides	Hob burners Pan supports Shelves Telescopic shelves Shelf guides	Shelves Telescopic shelves Shelf guides
<b>Gas type</b>	Nat Gas	Nat Gas		Nat Gas	Nat Gas	
<b>Gas inlet type</b>	1/2" BSP female	1/2" BSP female		1/2" BSP female	1/2" BSP female	
<b>Gas inlet position</b>	Rear right	Rear right		Rear right	Rear right	
<b>LPG convertible</b>	Yes	Yes		Yes	Yes	
<b>Hard wired</b>	Yes	Yes	Yes		Yes	Yes
<b>Electrical connection</b>	Yes	Yes	Yes	Yes	Yes	Yes
<b>Supply voltage</b>	240V	240V	240V	240V	240V	240V
<b>Total electrical power load</b>	8.98kW	8.98kW	16.39kW	313kW	8.45kW	15.85kW
<b>Total gas power load</b>	12kW	13kW		16.9kW	12kW	
<b>Fuse size</b>	32A	32A	32A	13A	32A	32A
<b>Dimensions – packed</b>	1045mmH x 1045mmW x 740mmD 104.45kg	1045mmH x 1045mmW x 740mmD 96.25kg	1045mmH x 1045mmW x 740mmD 92.4kg	1045mmH x 1045mmW x 740mmD 97.95kg	1045mmH x 1045mmW x 740mmD 101.2kg	1045mmH x 1045mmW x 740mmD 89.6kg
<b>Dimensions – product</b>	900-930mmH x 896mmW x 600mmD 97.45kg	900-930mmH x 896mmW x 600mmD 89.25kg	900-930mmH x 896mmW x 600mmD 85.4kg	900-930mmH x 896mmW x 600mmD 91kg	900-930mmH x 896mmW x 600mmD 94.2kg	900-930mmH x 896mmW x 600mmD 82.6kg
<b>Black SKU code</b>	444444897	444444899	444444905	444444903	444444435	444444445
<b>Classic Cream SKU code</b>	444444898	444444900	444444906	444444904	444444436	444444446
<b>Anthracite SKU code</b>	444410264	444410271	444410285	444410278	444410252	444410253



# RICHMOND RANGE COOKER TECHNICAL SPECIFICATION

Product name	Richmond Deluxe S1000DF	Richmond Deluxe S1000DF GTG	Richmond Deluxe S1000EI	Richmond Deluxe S1000G	Richmond S1000DF	Richmond S1000EI
<b>Product description</b>	1000mm Dual Fuel Range Cooker	1000mm Dual Fuel Gas-Through-Glass Range Cooker	1000mm Induction Range Cooker	1000mm Gas Range Cooker	1000mm Dual Fuel Range Cooker	1000mm Induction Range Cooker
<b>Fuel</b>	Dual Fuel	Dual Fuel	Electric	Gas	Dual Fuel	Electric
<b>Number of ovens</b>	4	4	4	4	4	4
<b>Warranty period</b>	5 Year Parts & 1 Year Labour	5 Year Parts & 1 Year Labour	5 Year Parts & 1 Year Labour	5 Year Parts & 1 Year Labour	5 Year Parts & 1 Year Labour	5 Year Parts & 1 Year Labour
<b>Hob</b>	7 Gas Burners (1.0 - 4.0kW) Cast iron pan supports Automatic ignition Thermocouples (Flame safety device)	6 Gas Burners (1.0 - 5.0kW) Cast iron pan supports Automatic ignition Thermocouples (Flame safety device)	5 Induction Zones (115 - 3.7kW) Individual residual Heat Indicators Touch Controls (Hotplate) Digital power display 10 power levels (incl. boost) Keep warm function Pan detection Pan overheat detection Child lock Boost function 3 presets (melt/sauce, keep warm, rapid simmer) Auto heat up Auto stand by Minute minder Timer function Easy clean ceramic glass surface	7 Gas Burners (1.0 - 4.0kW) Cast iron pan supports Automatic ignition Thermocouples (Flame safety device)	7 Gas Burners (1.0 - 4.0kW) Cast iron pan supports Automatic ignition Thermocouples (Flame safety device)	5 Induction Zones (115 - 3.7kW) Individual residual Heat Indicators Touch Controls (Hotplate) Digital power display 10 power levels (incl. boost) Keep warm function Pan detection Pan overheat detection Child lock Boost function 3 presets (melt/sauce, keep warm, rapid simmer) Auto heat up Auto stand by Minute minder Timer function Easy clean ceramic glass surface
<b>Cavity 1</b>	Top left position Third oven Electric conventional oven and grill 3 functions: Variable rate dual circuit electric grill Conventional electric oven Top heat only A energy rating 37 actual / 31 litre usable capacity 2 shelf positions Double extending removable telescopic shelves, 2 positions Drop-down door	Top left position Third oven Electric conventional oven and grill 3 functions: Variable rate dual circuit electric grill Conventional electric oven Top heat only A energy rating 37 actual / 31 litre usable capacity 2 shelf positions Double extending removable telescopic shelves, 2 positions Drop-down door	Top left position Third oven Electric conventional oven and grill 3 functions: Variable rate dual circuit electric grill Conventional electric oven Top heat only A energy rating 37 actual / 31 litre usable capacity 2 shelf positions Double extending removable telescopic shelves, 2 positions Drop-down door	Top left position Third oven Gas & electric conventional oven and grill 2 functions: Fixed rate dual circuit electric grill Conventional gas oven Top heat only A+ energy rating 37 actual / 24 litre usable capacity 2 shelf positions Double extending removable telescopic shelves, 2 positions Drop-down door	Top left position Third oven Electric conventional oven and grill 3 functions: Variable rate dual circuit electric grill Conventional electric oven Top heat only A energy rating 37 actual / 31 litre usable capacity 2 shelf positions Double extending removable telescopic shelves, 2 positions Drop-down door	Top left position Third oven Electric conventional oven and grill 3 functions: Variable rate dual circuit electric grill Conventional electric oven Top heat only A energy rating 37 actual / 31 litre usable capacity 2 shelf positions Double extending removable telescopic shelves, 2 positions Drop-down door
<b>Cavity 2</b>	Bottom left position Main oven Electric multifunction oven Programmable oven 11 functions: Variable rate electric grill Conventional electric oven Fanned electric oven Defrost Intensive bake (top, bottom & fan) Top heat only Base heat only Base heat with fan Grill with fan Pizza function Dough proving Slow cook* Keep Warm/Plate Warming* A energy rating 64 actual / 54 litre usable capacity 2 shelves, 6 shelf positions Double extending removable telescopic shelves, 4 positions Halogen light Easy clean enamel interior Side opening door Viewing window	Bottom left position Main oven Electric multifunction oven Programmable oven 11 functions: Variable rate electric grill Conventional electric oven Fanned electric oven Defrost Intensive bake (top, bottom & fan) Top heat only Base heat only Base heat with fan Grill with fan Pizza function Dough proving Slow cook* Keep Warm/Plate Warming* A energy rating 64 actual / 54 litre usable capacity 2 shelves, 6 shelf positions Double extending removable telescopic shelves, 4 positions Halogen light Easy clean enamel interior Side opening door Viewing window	Bottom left position Main oven Electric multifunction oven Programmable oven 11 functions: Variable rate electric grill Conventional electric oven Fanned electric oven Defrost Intensive bake (top, bottom & fan) Top heat only Base heat only Base heat with fan Grill with fan Pizza function Dough proving Slow cook* Keep Warm/Plate Warming* A energy rating 64 actual / 54 litre usable capacity 2 shelves, 6 shelf positions Double extending removable telescopic shelves, 4 positions Halogen light Easy clean enamel interior Side opening door Viewing window	Bottom left position Main oven Gas conventional oven Programmable oven A energy rating 62 actual / 59 litre usable capacity 2 shelves, 6 shelf positions Double extending removable telescopic shelves, 4 positions Halogen light Easy clean enamel interior Side opening door Viewing window	Bottom left position Main oven Electric multifunction oven Programmable oven 11 functions: Variable rate electric grill Conventional electric oven Fanned electric oven Defrost Intensive bake (top, bottom & fan) Top heat only Base heat only Base heat with fan Grill with fan Pizza function Dough proving Slow cook* Keep Warm/Plate Warming* A energy rating 64 actual / 54 litre usable capacity 2 shelves, 6 shelf positions Double extending removable telescopic shelves, 4 positions Halogen light Easy clean enamel interior Side opening door Viewing window	Bottom left position Main oven Electric multifunction oven Programmable oven 11 functions: Variable rate electric grill Conventional electric oven Fanned electric oven Defrost Intensive bake (top, bottom & fan) Top heat only Base heat only Base heat with fan Grill with fan Pizza function Dough proving Slow cook* Keep Warm/Plate Warming* A energy rating 64 actual / 54 litre usable capacity 2 shelves, 6 shelf positions Double extending removable telescopic shelves, 4 positions Halogen light Easy clean enamel interior Side opening door Viewing window
<b>Cavity 3</b>	Top right position Second oven Electric fanned oven 4 functions: Fanned electric oven Slow cook Keep warm/plate warm function Dough proving A energy rating 64 actual / 57 litre usable capacity 2 shelves, 6 shelf positions 4 telescopic shelf positions Halogen light Easy clean enamel interior Side opening door	Top right position Second oven Electric fanned oven 4 functions: Fanned electric oven Slow cook Keep warm/plate warm function Dough proving A energy rating 64 actual / 57 litre usable capacity 2 shelves, 6 shelf positions 4 telescopic shelf positions Halogen light Easy clean enamel interior Side opening door	Top right position Second oven Electric fanned oven 4 functions: Fanned electric oven Slow cook Keep warm/plate warm function Dough proving A energy rating 64 actual / 57 litre usable capacity 2 shelves, 6 shelf positions 4 telescopic shelf positions Halogen light Easy clean enamel interior Side opening door	Top right position Second oven Gas Conventional Oven A energy rating 64 actual / 59 litre usable capacity 2 shelves, 6 shelf positions 4 telescopic shelf positions Halogen light Easy clean enamel interior Side opening door	Top right position Second oven Electric fanned oven 4 functions: Fanned electric oven Slow cook Keep warm/plate warm function Dough proving A energy rating 64 actual / 57 litre usable capacity 2 shelves, 6 shelf positions 4 telescopic shelf positions Halogen light Easy clean enamel interior Side opening door	Top right position Second oven Electric fanned oven 4 functions: Fanned electric oven Slow cook Keep warm/plate warm function Dough proving A energy rating 64 actual / 57 litre usable capacity 2 shelves, 6 shelf positions 4 telescopic shelf positions Halogen light Easy clean enamel interior Side opening door
<b>Cavity 4</b>	Bottom right position Fourth oven Electric slow cooker Slow cook function 37 actual / 37 litre usable capacity Drop-down door	Bottom right position Fourth oven Electric slow cooker Slow cook function 37 actual / 37 litre usable capacity Drop-down door	Bottom right position Fourth oven Electric slow cooker Slow cook function 37 actual / 37 litre usable capacity Drop-down door	Bottom right position Fourth oven Electric slow cooker Slow cook function 37 actual / 37 litre usable capacity Drop-down door	Bottom right position Fourth oven Electric slow cooker Slow cook function 37 actual / 37 litre usable capacity Drop-down door	Bottom right position Fourth oven Electric slow cooker Slow cook function 37 actual / 37 litre usable capacity Drop-down door
<b>Fascia cooling system</b>	Yes	Yes	Yes	Yes	Yes	Yes
<b>Zeus Bluetooth Connected Timer</b>	Yes	Yes	Yes	Yes	Yes	Yes
<b>Proflex Splitter</b>						
<b>Adjustable feet</b>	Yes	Yes	Yes	Yes	Yes	Yes
<b>Removable cast griddle plate</b>	Yes	Yes		Yes	Yes	
<b>Wok cradle</b>	Yes	Yes, 2		Yes		
<b>Steam &amp; Infuse</b>	Yes	Yes	Yes			
<b>Full width oven pan – deep</b>	Yes, 2	Yes, 2	Yes, 2	Yes, 2	Yes, 2	Yes, 2
<b>Full width oven pan – reversible trivet</b>	Yes, 2	Yes, 2	Yes, 2	Yes, 2	Yes, 2	Yes, 2
<b>Oven/grill pan handle</b>	Yes, 1	Yes, 1	Yes, 1	Yes, 1	Yes, 1	Yes, 1
<b>LPG conversion kit (available separately)</b>	Yes	Yes			Yes	
<b>Removable parts (for cleaning)</b>	Hob burners Pan supports Shelves Telescopic shelves Shelf guides	Hob burners Pan supports Shelves Telescopic shelves Shelf guides	Shelves Telescopic shelves Shelf guides	Hob burners Pan supports Shelves Telescopic shelves Shelf guides	Hob burners Pan supports Shelves Telescopic shelves Shelf guides	Shelves Telescopic shelves Shelf guides
<b>Gas type</b>	Nat Gas	Nat Gas		Nat Gas	Nat Gas	
<b>Gas inlet type</b>	1/2" BSP female	1/2" BSP female		1/2" BSP female	1/2" BSP female	
<b>Gas inlet position</b>	Rear right	Rear right		Rear right	Rear right	
<b>LPG convertible</b>	Yes	Yes			Yes	
<b>Hard wired</b>	Yes	Yes	Yes		Yes	Yes
<b>Electrical connection</b>	Yes	Yes	Yes	Yes	Yes	Yes
<b>Supply voltage</b>	240V	240V	240V	240V	240V	240V
<b>Total electrical power load</b>	8.13kW	8.13kW	15.53kW	2.98kW	8.13kW	15.53kW
<b>Total gas power load</b>	15kW	18kW		21.7kW	12kW	
<b>Fuse size</b>	32A	32A	32A	13A	32A	32A
<b>Dimensions – packed</b>	1045mmH x 1130mmW x 740mmD 105.6kg	1045mmH x 1130mmW x 740mmD 111.35kg	1045mmH x 1130mmW x 740mmD 96.5kg	1045mmH x 1130mmW x 740mmD 100.15kg	1045mmH x 1130mmW x 740mmD 104.2kg	1045mmH x 1130mmW x 740mmD 95.8kg
<b>Dimensions – product</b>	900-930mmH x 996mmW x 600mmD 98.6kg	900-930mmH x 996mmW x 600mmD 104.35kg	900-930mmH x 996mmW x 600mmD 89.5kg	900-930mmH x 996mmW x 600mmD 93.15kg	900-930mmH x 996mmW x 600mmD 97.2kg	900-930mmH x 996mmW x 600mmD 88.8kg
<b>Black SKU code</b>	444444907	444444909	444444915	444444913	444444451	444444460
<b>Classic Cream SKU code</b>	444444908	444444910	444444916	444444914	444444452	444444461
<b>Anthracite SKU code</b>	444410292	444410299	444410313	444410306	444410254	444410255

# RICHMOND RANGE COOKER TECHNICAL SPECIFICATION

Product name	Richmond Deluxe S1100DF	Richmond Deluxe S1100DF GTG	Richmond Deluxe S1100Ei	Richmond Deluxe S1100G	Richmond S1100DF	Richmond S1100Ei
<b>Product description</b>	1100mm Dual Fuel Range Cooker	1100mm Dual Fuel Gas-Through-Glass Range Cooker	1100mm Induction Range Cooker	1100mm Gas Range Cooker	1100mm Dual Fuel Range Cooker	1100mm Induction Range Cooker
<b>Fuel</b>	Dual Fuel	Dual Fuel	Electric	Gas	Dual Fuel	Electric
<b>Number of ovens</b>	4	4	4	4	4	4
<b>Warranty period</b>	5 Year Parts & 1 Year Labour	5 Year Parts & 1 Year Labour	5 Year Parts & 1 Year Labour	5 Year Parts & 1 Year Labour	5 Year Parts & 1 Year Labour	5 Year Parts & 1 Year Labour
<b>Hob</b>	7 Gas Burners (1.0 - 4.0kW) Cast iron pan supports Automatic ignition Thermocouples (Flame safety device)	6 Gas Burners (1.0 - 5.0kW) Cast iron pan supports Automatic ignition Thermocouples (Flame safety device)	5 Induction Zones Individual residual Heat Indicators Touch Controls (Hotplate) Digital power display 10 power levels (incl. boost) Keep warm function Pan detection Pan overheat detection Child lock Boost function 3 presets (melt/sauce, keep warm, rapid simmer) Auto heat up Auto stand by Minute minder Timer function Easy clean ceramic glass surface	7 Gas Burners (1.0 - 4.0kW) Cast iron pan supports Automatic ignition Thermocouples (Flame safety device)	7 Gas Burners (1.0 - 4.0kW) Cast iron pan supports Automatic ignition Thermocouples (Flame safety device)	Individual residual Heat Indicators Touch Controls (Hotplate) Digital power display 10 power levels (incl. boost) Keep warm function Pan detection Pan overheat detection Child lock Boost function 3 presets (melt/sauce, keep warm, rapid simmer) Auto heat up Auto stand by Minute minder Timer function Easy clean ceramic glass surface
<b>Cavity 1</b>	Top left position Third oven Electric conventional oven and grill 3 functions: Variable rate dual circuit electric grill Conventional electric oven Top heat only A energy rating 41 actual / 35 litre usable capacity 2 shelf positions Double extending removable telescopic shelves, 2 positions Drop-down door	Top left position Third oven Electric conventional oven and grill 3 functions: Variable rate dual circuit electric grill Conventional electric oven Top heat only A energy rating 41 actual / 35 litre usable capacity 2 shelf positions Double extending removable telescopic shelves, 2 positions Drop-down door	Top left position Third oven Electric conventional oven and grill 3 functions: Variable rate dual circuit electric grill Conventional electric oven Top heat only A energy rating 41 actual / 35 litre usable capacity 2 shelf positions Double extending removable telescopic shelves, 2 positions Drop-down door	Top left position Third oven Gas & electric conventional oven and grill 2 functions: Fixed rate dual circuit electric grill Conventional gas oven A energy rating 41 actual / 27 litre usable capacity 2 shelf positions Double extending removable telescopic shelves, 2 positions Drop-down door	Top left position Third oven Electric conventional oven and grill 3 functions: Variable rate dual circuit electric grill Conventional electric oven Top heat only A energy rating 41 actual / 35 litre usable capacity 2 shelf positions Double extending removable telescopic shelves, 2 positions Drop-down door	Top left position Third oven Electric conventional oven and grill 3 functions: Variable rate dual circuit electric grill Conventional electric oven Top heat only A energy rating 41 actual / 35 litre usable capacity 2 shelf positions Double extending removable telescopic shelves, 2 positions Drop-down door
<b>Cavity 2</b>	Bottom left position Main oven Electric multifunction oven Programmable oven 11 functions: Variable rate electric grill Conventional electric oven Fanned electric oven Defrost Intensive bake (top, bottom & fan) Top heat only Base heat only Base heat with fan Grill with fan Pizza function Dough proving Slow cook* Keep Warm/Plate Warming* A energy rating 71 actual / 60 litre usable capacity 2 shelves, 6 shelf positions Double extending removable telescopic shelves, 4 positions Halogen light Easy clean enamel interior Side opening door Viewing window	Bottom left position Main oven Electric multifunction oven Programmable oven 11 functions: Variable rate electric grill Conventional electric oven Fanned electric oven Defrost Intensive bake (top, bottom & fan) Top heat only Base heat only Base heat with fan Grill with fan Pizza function Dough proving Slow cook* Keep Warm/Plate Warming* A energy rating 71 actual / 60 litre usable capacity 2 shelves, 6 shelf positions Double extending removable telescopic shelves, 4 positions Halogen light Easy clean enamel interior Side opening door Viewing window	Bottom left position Main oven Electric multifunction oven Programmable oven 11 functions: Variable rate electric grill Conventional electric oven Fanned electric oven Defrost Intensive bake (top, bottom & fan) Top heat only Base heat only Base heat with fan Grill with fan Pizza function Dough proving Slow cook* Keep Warm/Plate Warming* A energy rating 71 actual / 60 litre usable capacity 2 shelves, 6 shelf positions Double extending removable telescopic shelves, 4 positions Halogen light Easy clean enamel interior Side opening door Viewing window	Bottom left position Main oven Gas conventional oven Programmable oven A energy rating 62 actual / 59 litre usable capacity 2 shelves, 6 shelf positions Double extending removable telescopic shelves, 4 positions Halogen light Easy clean enamel interior Side opening door Viewing window	Bottom left position Main oven Electric multifunction oven Programmable oven 11 functions: Variable rate electric grill Conventional electric oven Fanned electric oven Defrost Intensive bake (top, bottom & fan) Top heat only Base heat only Base heat with fan Grill with fan Pizza function Dough proving Slow cook* Keep Warm/Plate Warming* A energy rating 64 actual / 54 litre usable capacity 2 shelves, 6 shelf positions Double extending removable telescopic shelves, 4 positions Halogen light Easy clean enamel interior Side opening door Viewing window	Bottom left position Main oven Electric multifunction oven Programmable oven 11 functions: Variable rate electric grill Conventional electric oven Fanned electric oven Defrost Intensive bake (top, bottom & fan) Top heat only Base heat only Base heat with fan Grill with fan Pizza function Dough proving Slow cook* Keep Warm/Plate Warming* A energy rating 64 actual / 54 litre usable capacity 2 shelves, 6 shelf positions Double extending removable telescopic shelves, 4 positions Halogen light Easy clean enamel interior Side opening door Viewing window
<b>Cavity 3</b>	Top right position Second oven Electric fanned oven 4 functions: Fanned electric oven Slow cook Keep warm/plate warm function Dough proving A energy rating 71 actual / 64 litre usable capacity 2 shelves, 6 shelf positions 4 telescopic shelf positions Halogen light Easy clean enamel interior Side opening door	Top right position Second oven Electric fanned oven 4 functions: Fanned electric oven Slow cook Keep warm/plate warm function Dough proving A energy rating 71 actual / 64 litre usable capacity 2 shelves, 6 shelf positions 4 telescopic shelf positions Halogen light Easy clean enamel interior Side opening door	Top right position Second oven Electric fanned oven 4 functions: Fanned electric oven Slow cook Keep warm/plate warm function Dough proving A energy rating 71 actual / 64 litre usable capacity 2 shelves, 6 shelf positions 4 telescopic shelf positions Halogen light Easy clean enamel interior Side opening door	Top right position Second oven Gas Conventional Oven A energy rating 71 actual / 66 litre usable capacity 2 shelves, 6 shelf positions 4 telescopic shelf positions Halogen light Easy clean enamel interior Side opening door	Top right position Second oven Electric fanned oven 4 functions: Fanned electric oven Slow cook Keep warm/plate warm function Dough proving A energy rating 71 actual / 64 litre usable capacity 2 shelves, 6 shelf positions 4 telescopic shelf positions Halogen light Easy clean enamel interior Side opening door	Top right position Second oven Electric fanned oven 4 functions: Fanned electric oven Slow cook Keep warm/plate warm function Dough proving A energy rating 71 actual / 64 litre usable capacity 2 shelves, 6 shelf positions 4 telescopic shelf positions Halogen light Easy clean enamel interior Side opening door
<b>Cavity 4</b>	Bottom right position Fourth oven Electric slow cooker Slow cook function 41 actual / 41 litre usable capacity Drop-down door	Bottom right position Fourth oven Electric slow cooker Slow cook function 41 actual / 41 litre usable capacity Drop-down door	Bottom right position Fourth oven Electric slow cooker Slow cook function 41 actual / 41 litre usable capacity Drop-down door	Bottom right position Fourth oven Electric slow cooker Slow cook function 41 actual / 41 litre usable capacity Drop-down door	Bottom right position Fourth oven Electric slow cooker Slow cook function 41 actual / 41 litre usable capacity Drop-down door	Bottom right position Fourth oven Electric slow cooker Slow cook function 41 actual / 41 litre usable capacity Drop-down door
<b>Fascia cooling system</b>	Yes	Yes	Yes	Yes	Yes	Yes
<b>Zeus Bluetooth Connected Timer</b>	Yes	Yes	Yes	Yes	Yes	Yes
<b>Proflex Splitter</b>						
<b>Adjustable feet</b>	Yes	Yes	Yes	Yes	Yes	Yes
<b>Removable cast griddle plate</b>	Yes	Yes	Yes	Yes	Yes	Yes
<b>Wok cradle</b>	Yes	Yes, 2	Yes	Yes	Yes	Yes
<b>Steam &amp; Infuse</b>	Yes	Yes	Yes	Yes	Yes	Yes
<b>Full width oven pan – deep</b>	Yes, 2	Yes, 2	Yes, 2	Yes, 2	Yes, 2	Yes, 2
<b>Full width oven pan – reversible trivet</b>	Yes, 2	Yes, 2	Yes, 2	Yes, 2	Yes, 2	Yes, 2
<b>Oven/grill pan handle</b>	Yes, 1	Yes, 1	Yes, 1	Yes, 1	Yes, 1	Yes, 1
<b>LPG conversion kit (available separately)</b>	Yes	Yes	Yes	Yes	Yes	Yes
<b>Removable parts (for cleaning)</b>	Hob burners Pan supports Shelves Telescopic shelves Shelf guides	Hob burners Pan supports Shelves Telescopic shelves Shelf guides	Shelves Telescopic shelves Shelf guides	Hob burners Pan supports Shelves Telescopic shelves Shelf guides	Hob burners Pan supports Shelves Telescopic shelves Shelf guides	Shelves Telescopic shelves Shelf guides
<b>Gas type</b>	Nat Gas	Nat Gas		Nat Gas	Nat Gas	
<b>Gas inlet type</b>	1/2" BSP female	1/2" BSP female		1/2" BSP female	1/2" BSP female	
<b>Gas inlet position</b>	Rear right	Rear right		Rear right	Rear right	
<b>LPG convertible</b>	Yes	Yes		Yes	Yes	
<b>Hard wired</b>	Yes	Yes	Yes	Yes	Yes	Yes
<b>Electrical connection</b>	Yes	Yes	Yes	Yes	Yes	Yes
<b>Supply voltage</b>	240V	240V	240V	240V	240V	240V
<b>Total electrical power load</b>	8.13kW	8.13kW	15.53kW	2.98kW	8.13kW	15.53kW
<b>Total gas power load</b>	15kW	18kW		21.7kW	12kW	
<b>Fuse size</b>	32A	32A	32A	13A	32A	32A
<b>Dimensions – packed</b>	1045mmH x 1230mmW x 740mmD 114.5kg	1045mmH x 1230mmW x 740mmD 121kg	1045mmH x 1230mmW x 740mmD 99.9kg	1045mmH x 1230mmW x 740mmD 108.7kg	1045mmH x 1230mmW x 740mmD 113.3kg	1045mmH x 1230mmW x 740mmD 99.2kg
<b>Dimensions – product</b>	900-930mmH x 1096mmW x 600mmD 107.5kg	900-930mmH x 1096mmW x 600mmD 114kg	900-930mmH x 910.6mmW x 600mmD 92.9kg	900-930mmH x 1096mmW x 600mmD 101.7kg	900-930mmH x 1096mmW x 600mmD 106.3kg	900-930mmH x 1096mmW x 600mmD 92.2kg
<b>Black SKU code</b>	444444917	444444919	444444925	444444923	444444466	444444475
<b>Classic Cream SKU code</b>	444444918	444444920	444444926	444444924	444444467	444444476
<b>Anthracite SKU code</b>	444410320	444410327	444410341	444410334	444410256	444410257



# STERLING RANGE COOKER TECHNICAL SPECIFICATION

Product name	Sterling Deluxe S900DF	Sterling Deluxe S900DF GTG	Sterling Deluxe S900EI	Sterling Deluxe S900G	Sterling S900DF	Sterling S900EI
<b>Product description</b>	900mm Dual Fuel Range Cooker	900mm Dual Fuel Gas-Through-Glass Range Cooker	900mm Induction Range Cooker	900mm Gas Range Cooker	900mm Dual Fuel Range Cooker	900mm Induction Range Cooker
<b>Fuel</b>	Dual Fuel	Dual Fuel	Electric	Gas	Dual Fuel	Electric
<b>Number of ovens</b>	4†	4†	4†	3†	3	3
<b>Warranty period</b>	5 Year Parts & 1 Year Labour	5 Year Parts & 1 Year Labour	5 Year Parts & 1 Year Labour	5 Year Parts & 1 Year Labour	5 Year Parts & 1 Year Labour	5 Year Parts & 1 Year Labour
<b>Hob</b>	5 Gas Burners (1.0 - 4.0kW) Cast iron pan supports Automatic ignition Thermocouples (Flame safety device)	5 Gas Burners (1.0 - 5.0kW) Cast iron pan supports Automatic ignition Thermocouples (Flame safety device)	5 Induction Zones (1.4 - 3.7kW) Individual residual Heat Indicators Touch Controls (Hotplate) Digital power display 10 power levels (incl. boost) Keep warm function Pan detection Pan overheat detection Child lock Boost function 3 presets (melt/sauce, keep warm, rapid simmer) Auto heat up Auto stand by Minute minder Timer function Easy clean ceramic glass surface	5 Gas Burners (1.0 - 4.0kW) Cast iron pan supports Automatic ignition Thermocouples (Flame safety device)	5 Gas Burners (1.0 - 4.0kW) Cast iron pan supports Automatic ignition Thermocouples (Flame safety device)	5 Induction Zones (1.4 - 3.7kW) Individual residual Heat Indicators Touch Controls (Hotplate) Digital power display 10 power levels (incl. boost) Keep warm function Pan detection Pan overheat detection Child lock Boost function 3 presets (melt/sauce, keep warm, rapid simmer) Auto heat up Auto stand by Minute minder Timer function Easy clean ceramic glass surface
<b>Cavity 1</b>	Top left position Third oven Electric conventional oven and grill 3 functions: Variable rate dual circuit electric grill Conventional electric oven Top heat only A energy rating 37 actual / 31 litre usable capacity 2 shelf positions Double extending removable telescopic shelves, 2 positions Drop-down door	Top left position Third oven Electric conventional oven and grill 3 functions: Variable rate dual circuit electric grill Conventional electric oven Top heat only A energy rating 37 actual / 31 litre usable capacity 2 shelf positions Double extending removable telescopic shelves, 2 positions Drop-down door	Top left position Third oven Electric conventional oven and grill 3 functions: Variable rate dual circuit electric grill Conventional electric oven Top heat only A energy rating 37 actual / 31 litre usable capacity 2 shelf positions Double extending removable telescopic shelves, 2 positions Drop-down door	Top left position Gas grill 37 actual / 35 litre usable capacity 2 shelf positions Double extending removable telescopic shelves, 2 positions Drop-down door	Top left position Third oven Electric conventional oven and grill 3 functions: Variable rate dual circuit electric grill Conventional electric oven Top heat only A energy rating 37 actual / 31 litre usable capacity 2 shelf positions Double extending removable telescopic shelves, 2 positions Drop-down door	Top left position Third oven Electric conventional oven and grill 3 functions: Variable rate dual circuit electric grill Conventional electric oven Top heat only A energy rating 37 actual / 31 litre usable capacity 2 shelf positions Double extending removable telescopic shelves, 2 positions Drop-down door
<b>Cavity 2</b>	Bottom left position Main oven Electric multifunction oven Programmable oven 11 functions: Variable rate electric grill Conventional electric oven Fanned electric oven Defrost Intensive bake (top, bottom & fan) Top heat only Base heat only Base heat with fan Grill with fan Pizza function Dough proving Slow cook* Keep Warm/Plate Warming* A energy rating 64 actual / 54 litre usable capacity 2 shelves, 6 shelf positions Double extending removable telescopic shelves, 4 positions Halogen light Easy clean enamel interior Side opening door Viewing window	Bottom left position Main oven Electric multifunction oven Programmable oven 11 functions: Variable rate electric grill Conventional electric oven Fanned electric oven Defrost Intensive bake (top, bottom & fan) Top heat only Base heat only Base heat with fan Grill with fan Pizza function Dough proving Slow cook* Keep Warm/Plate Warming* A energy rating 64 actual / 54 litre usable capacity 2 shelves, 6 shelf positions Double extending removable telescopic shelves, 4 positions Halogen light Easy clean enamel interior Side opening door Viewing window	Bottom left position Main oven Electric multifunction oven Programmable oven 11 functions: Variable rate electric grill Conventional electric oven Fanned electric oven Defrost Intensive bake (top, bottom & fan) Top heat only Base heat only Base heat with fan Grill with fan Pizza function Dough proving Slow cook* Keep Warm/Plate Warming* A energy rating 64 actual / 54 litre usable capacity 2 shelves, 6 shelf positions Double extending removable telescopic shelves, 4 positions Halogen light Easy clean enamel interior Side opening door Viewing window	Bottom left position Main oven Gas conventional oven Programmable oven A energy rating 64 actual / 64 litre usable capacity Usable cavity dimensions: 325mmH x 420mmW x 315mmD Power: 2.5Kwh Consumption: 1.70Kwh (Conventional) 2 shelves, 6 shelf positions Double extending removable telescopic shelves, 4 positions Usable area of shelves: 407mmW x 507mmD Easy clean enamel interior Side opening door Viewing window	Bottom left position Main oven Electric multifunction oven Programmable oven 11 functions: Variable rate electric grill Conventional electric oven Fanned electric oven Defrost Intensive bake (top, bottom & fan) Top heat only Base heat only Base heat with fan Grill with fan Pizza function Dough proving Slow cook* Keep Warm/Plate Warming* A energy rating 64 actual / 54 litre usable capacity 2 shelves, 6 shelf positions Double extending removable telescopic shelves, 4 positions Halogen light Easy clean enamel interior Side opening door Viewing window	Bottom left position Main oven Electric multifunction oven Programmable oven 11 functions: Variable rate electric grill Conventional electric oven Fanned electric oven Defrost Intensive bake (top, bottom & fan) Top heat only Base heat only Base heat with fan Grill with fan Pizza function Dough proving Slow cook* Keep Warm/Plate Warming* A energy rating 64 actual / 54 litre usable capacity 2 shelves, 6 shelf positions Double extending removable telescopic shelves, 4 positions Halogen light Easy clean enamel interior Side opening door Viewing window
<b>Cavity 3</b>	Right position Second oven Electric tall split fanned oven/grill 5 functions: Fixed rate electric grill Fanned electric oven Slow cook Keep warm/plate warm function Dough proving A energy rating 94 actual / 79 litre usable capacity 3 shelves, 8 shelf positions 8 telescopic shelf positions Halogen light Easy clean enamel interior Side opening door Door thermometer	Right position Second oven Electric tall split fanned oven/grill 5 functions: Fixed rate electric grill Fanned electric oven Slow cook Keep warm/plate warm function Dough proving A energy rating 94 actual / 79 litre usable capacity 3 shelves, 8 shelf positions 8 telescopic shelf positions Halogen light Easy clean enamel interior Side opening door Door thermometer	Right position Second oven Electric tall split fanned oven/grill 5 functions: Fixed rate electric grill Fanned electric oven Slow cook Keep warm/plate warm function Dough proving A energy rating 94 actual / 79 litre usable capacity 3 shelves, 8 shelf positions 8 telescopic shelf positions Halogen light Easy clean enamel interior Side opening door Door thermometer	Right position Second oven Electric tall split fanned oven/grill 5 functions: Fixed rate electric grill Fanned electric oven Slow cook Keep warm/plate warm function Dough proving A energy rating 94 actual / 79 litre usable capacity 3 shelves, 8 shelf positions 8 telescopic shelf positions Halogen light Easy clean enamel interior Side opening door Door thermometer	Right position Second oven Electric tall fanned oven 4 functions: Fanned electric oven Slow cook Keep warm/plate warm function Dough proving A energy rating 94 actual / 87 litre usable capacity 3 shelves, 8 shelf positions 8 telescopic shelf positions Halogen light Easy clean enamel interior Side opening door Door thermometer	Right position Second oven Electric tall fanned oven 4 functions: Fanned electric oven Slow cook Keep warm/plate warm function Dough proving A energy rating 94 actual / 87 litre usable capacity 3 shelves, 8 shelf positions 8 telescopic shelf positions Halogen light Easy clean enamel interior Side opening door Door thermometer
<b>Cavity 4</b>						
<b>Fascia cooling system</b>	Yes	Yes	Yes	Yes	Yes	Yes
<b>Zeus Bluetooth Connected Timer</b>	Yes	Yes	Yes	Yes	Yes	Yes
<b>Proflex Splitter</b>	Yes	Yes	Yes	Yes	Yes	Yes
<b>Adjustable feet</b>	Yes	Yes	Yes	Yes	Yes	Yes
<b>Removable cast griddle plate</b>	Yes	Yes	Yes	Yes	Yes	Yes
<b>Wok cradle</b>	Yes	Yes	Yes	Yes	Yes	Yes
<b>Steam &amp; Infuse</b>	Yes	Yes	Yes	Yes	Yes	Yes
<b>Full width oven pan – deep</b>	Yes, 2	Yes, 2	Yes, 2	Yes, 2	Yes, 2	Yes, 2
<b>Full width oven pan – reversible trivet</b>	Yes, 2	Yes, 2	Yes, 2	Yes, 2	Yes, 2	Yes, 2
<b>Oven/grill pan handle</b>	Yes, 1	Yes, 2	Yes, 2	Yes, 2	Yes, 2	Yes, 2
<b>LPG conversion kit (available separately)</b>	Yes	Yes	Yes	Yes	Yes	Yes
<b>Removable parts (for cleaning)</b>	Hob burners Pan supports Shelves Telescopic shelves Shelf guides	Hob burners Pan supports Shelves Telescopic shelves Shelf guides	Shelves Telescopic shelves Shelf guides	Hob burners Pan supports Shelves Telescopic shelves Shelf guides	Hob burners Pan supports Shelves Telescopic shelves Shelf guides	Shelves Telescopic shelves Shelf guides
<b>Gas type</b>	Nat Gas	Nat Gas		Nat Gas	Nat Gas	
<b>Gas inlet type</b>	1/2" BSP female	1/2" BSP female		1/2" BSP female	1/2" BSP female	
<b>Gas inlet position</b>	Rear right	Rear right		Rear right	Rear right	
<b>LPG convertible</b>	Yes	Yes		Yes	Yes	
<b>Hard wired</b>	Yes	Yes	Yes	Yes	Yes	Yes
<b>Electrical connection</b>	Yes	Yes	Yes	Yes	Yes	Yes
<b>Supply voltage</b>	240V	240V	240V	240V	240V	240V
<b>Total electrical power load</b>	8.98kW	8.98kW	16.38W	313kW	8.45kW	15.85kW
<b>Total gas power load</b>	12kW	13kW		16.8kW	12kW	
<b>Fuse size</b>	32A	32A	32A	13A	32A	32A
<b>Dimensions – packed</b>	1045mmH x 1045mmW x 740mmD 105.95kg	1045mmH x 1045mmW x 740mmD 97.75kg	1045mmH x 1045mmW x 740mmD 93.9kg	11045mmH x 1045mmW x 740mmD 99.45kg	1045mmH x 1045mmW x 740mmD 102.7kg	1045mmH x 1045mmW x 740mmD 91.3kg
<b>Dimensions – product</b>	990-930mmH x 896mmW x 600mmD 98.95kg	900-930mmH x 896mmW x 600mmD 90.75kg	990-930mmH x 896mmW x 600mmD 86.9kg	900-930mmH x 896mmW x 600mmD 92.45kg	900-930mmH x 896mmW x 600mmD 84.3kg	900-930mmH x 896mmW x 600mmD 84.3kg
<b>Black SKU code</b>	444444931	444444933	444444939	444444935	444444481	444444487
<b>Classic Cream SKU code</b>	444444932	444444934	444444940	444444936	444444482	444444488

# STERLING RANGE COOKER TECHNICAL SPECIFICATION

Product name	Sterling Deluxe S100DF	Sterling Deluxe S100DF GTG	Sterling Deluxe S1000EI	Sterling Deluxe S1000G	Sterling S1000DF	Sterling S1000EI
<b>Product description</b>	1000mm Dual Fuel Range Cooker	1000mm Dual Fuel Gas-Through-Glass Range Cooker	1000mm Induction Range Cooker	1000mm Gas Range Cooker	1000mm Dual Fuel Range Cooker	1000mm Induction Range Cooker
<b>Fuel</b>	Dual Fuel	Dual Fuel	Electric	Gas	Dual Fuel	Electric
<b>Number of ovens</b>	4	4	4	4	4	4
<b>Warranty period</b>	5 Year Parts & 1 Year Labour	5 Year Parts & 1 Year Labour	5 Year Parts & 1 Year Labour	5 Year Parts & 1 Year Labour	5 Year Parts & 1 Year Labour	5 Year Parts & 1 Year Labour
<b>Hob</b>	7 Gas Burners (1.0 - 4.0kW) Cast iron pan supports Automatic ignition Thermocouples (Flame safety device)	6 Gas Burners (1.0 - 5.0kW) Cast iron pan supports Automatic ignition Thermocouples (Flame safety device)	5 Induction Zones (1.4 - 3.7kW) Individual residual Heat Indicators Touch Controls (Hotplate) Digital power display 10 power levels (incl. boost) Keep warm function Pan detection Pan overheat detection Child lock Boost function 3 presets (melt/sauce, keep warm, rapid simmer) Auto heat up Auto stand by Minute minder Timer function Easy clean ceramic glass surface	7 Gas Burners (1.0 - 4.0kW) Cast iron pan supports Automatic ignition Thermocouples (Flame safety device)	7 Gas Burners (1.0 - 4.0kW) Cast iron pan supports Automatic ignition Thermocouples (Flame safety device)	5 Induction Zones (1.4 - 3.7kW) Individual residual Heat Indicators Touch Controls (Hotplate) Digital power display 10 power levels (incl. boost) Keep warm function Pan detection Pan overheat detection Child lock Boost function 3 presets (melt/sauce, keep warm, rapid simmer) Auto heat up Auto stand by Minute minder Timer function Easy clean ceramic glass surface
<b>Cavity 1</b>	Top left position Third oven Electric conventional oven and grill 3 functions: Variable rate dual circuit electric grill Conventional electric oven Top heat only A energy rating 37 actual / 31 litre usable capacity 2 shelf positions Double extending removable telescopic shelves, 2 positions Drop-down door	Top left position Third oven Electric conventional oven and grill 3 functions: Variable rate dual circuit electric grill Conventional electric oven Top heat only A energy rating 37 actual / 31 litre usable capacity 2 shelf positions Double extending removable telescopic shelves, 2 positions Drop-down door	Top left position Third oven Electric conventional oven and grill 3 functions: Variable rate dual circuit electric grill Conventional electric oven Top heat only A energy rating 37 actual / 31 litre usable capacity 2 shelf positions Double extending removable telescopic shelves, 2 positions Drop-down door	Top left position Third oven Gas & electric conventional oven and grill 2 functions: Fixed rate dual circuit electric grill Conventional gas oven Top heat only A+ energy rating 37 actual / 24 litre usable capacity 2 shelf positions Double extending removable telescopic shelves, 2 positions Drop-down door	Top left position Third oven Electric conventional oven and grill 3 functions: Variable rate dual circuit electric grill Conventional electric oven Top heat only A energy rating 37 actual / 31 litre usable capacity 2 shelf positions Double extending removable telescopic shelves, 2 positions Drop-down door	Top left position Third oven Electric conventional oven and grill 3 functions: Variable rate dual circuit electric grill Conventional electric oven Top heat only A energy rating 37 actual / 31 litre usable capacity 2 shelf positions Double extending removable telescopic shelves, 2 positions Drop-down door
<b>Cavity 2</b>	Bottom left position Main oven Electric multifunction oven Programmable oven 11 functions: Variable rate electric grill Conventional electric oven Fanned electric oven Defrost Intensive bake (top, bottom & fan) Top heat only Base heat only Base heat with fan Grill with fan Pizza function Dough proving Slow cook* Keep Warm/Plate Warming* A energy rating 64 actual / 54 litre usable capacity 2 shelves, 6 shelf positions Double extending removable telescopic shelves, 4 positions Halogen light Easy clean enamel interior Side opening door Viewing window	Bottom left position Main oven Electric multifunction oven Programmable oven 11 functions: Variable rate electric grill Conventional electric oven Fanned electric oven Defrost Intensive bake (top, bottom & fan) Top heat only Base heat only Base heat with fan Grill with fan Pizza function Dough proving Slow cook* Keep Warm/Plate Warming* A energy rating 64 actual / 54 litre usable capacity 2 shelves, 6 shelf positions Double extending removable telescopic shelves, 4 positions Halogen light Easy clean enamel interior Side opening door Viewing window	Bottom left position Main oven Electric multifunction oven Programmable oven 11 functions: Variable rate electric grill Conventional electric oven Fanned electric oven Defrost Intensive bake (top, bottom & fan) Top heat only Base heat only Base heat with fan Grill with fan Pizza function Dough proving Slow cook* Keep Warm/Plate Warming* A energy rating 64 actual / 54 litre usable capacity 2 shelves, 6 shelf positions Double extending removable telescopic shelves, 4 positions Halogen light Easy clean enamel interior Side opening door Viewing window	Bottom left position Main oven Gas conventional oven Programmable oven A energy rating 62 actual / 59 litre usable capacity 2 shelves, 6 shelf positions Double extending removable telescopic shelves, 4 positions Halogen light Easy clean enamel interior Side opening door Viewing window	Bottom left position Main oven Electric multifunction oven Programmable oven 11 functions: Variable rate electric grill Conventional electric oven Fanned electric oven Defrost Intensive bake (top, bottom & fan) Top heat only Base heat only Base heat with fan Grill with fan Pizza function Dough proving Slow cook* Keep Warm/Plate Warming* A energy rating 64 actual / 54 litre usable capacity 2 shelves, 6 shelf positions Double extending removable telescopic shelves, 4 positions Halogen light Easy clean enamel interior Side opening door Viewing window	Bottom left position Main oven Electric multifunction oven Programmable oven 11 functions: Variable rate electric grill Conventional electric oven Fanned electric oven Defrost Intensive bake (top, bottom & fan) Top heat only Base heat only Base heat with fan Grill with fan Pizza function Dough proving Slow cook* Keep Warm/Plate Warming* A energy rating 64 actual / 54 litre usable capacity 2 shelves, 6 shelf positions Double extending removable telescopic shelves, 4 positions Halogen light Easy clean enamel interior Side opening door Viewing window
<b>Cavity 3</b>	Top right position Second oven Electric fanned oven 4 functions: Fanned electric oven Slow cook Keep warm/plate warm function Dough proving A energy rating 64 actual / 57 litre usable capacity 2 shelves, 6 shelf positions 4 telescopic shelf positions Halogen light Easy clean enamel interior Side opening door	Top right position Second oven Electric fanned oven 4 functions: Fanned electric oven Slow cook Keep warm/plate warm function Dough proving A energy rating 64 actual / 57 litre usable capacity 2 shelves, 6 shelf positions 4 telescopic shelf positions Halogen light Easy clean enamel interior Side opening door	Top right position Second oven Electric fanned oven 4 functions: Fanned electric oven Slow cook Keep warm/plate warm function Dough proving A energy rating 64 actual / 57 litre usable capacity 2 shelves, 6 shelf positions 4 telescopic shelf positions Halogen light Easy clean enamel interior Side opening door	Top right position Second oven Gas Conventional Oven A energy rating 64 actual / 59 litre usable capacity 2 shelves, 6 shelf positions 4 telescopic shelf positions Halogen light Easy clean enamel interior Side opening door	Top right position Second oven Electric fanned oven 4 functions: Fanned electric oven Slow cook Keep warm/plate warm function Dough proving A energy rating 64 actual / 57 litre usable capacity 2 shelves, 6 shelf positions 4 telescopic shelf positions Halogen light Easy clean enamel interior Side opening door	Top right position Second oven Electric fanned oven 4 functions: Fanned electric oven Slow cook Keep warm/plate warm function Dough proving A energy rating 64 actual / 57 litre usable capacity 2 shelves, 6 shelf positions 4 telescopic shelf positions Halogen light Easy clean enamel interior Side opening door
<b>Cavity 4</b>	Bottom right position Fourth oven Electric slow cooker Slow cook function 37 actual / 37 litre usable capacity Drop-down door	Bottom right position Fourth oven Electric slow cooker Slow cook function 37 actual / 37 litre usable capacity Drop-down door	Bottom right position Fourth oven Electric slow cooker Slow cook function 37 actual / 37 litre usable capacity Drop-down door	Bottom right position Fourth oven Electric slow cooker Slow cook function 37 actual / 37 litre usable capacity Drop-down door	Bottom right position Fourth oven Electric slow cooker Slow cook function 37 actual / 37 litre usable capacity Drop-down door	Bottom right position Fourth oven Electric slow cooker Slow cook function 37 actual / 37 litre usable capacity Drop-down door
<b>Fascia cooling system</b>	Yes	Yes	Yes	Yes	Yes	Yes
<b>Zeus Bluetooth Connected Timer</b>	Yes	Yes	Yes	Yes	Yes	Yes
<b>Proflex Splitter</b>						
<b>Adjustable feet</b>	Yes	Yes	Yes	Yes	Yes	Yes
<b>Removable cast griddle plate</b>	Yes	Yes	Yes	Yes	Yes	Yes
<b>Wok cradle</b>	Yes	Yes, 2	Yes	Yes	Yes	Yes
<b>Steam &amp; Infuse</b>	Yes	Yes	Yes	Yes	Yes	Yes
<b>Full width oven pan – deep</b>	Yes, 2	Yes, 2	Yes, 2	Yes, 2	Yes, 2	Yes, 2
<b>Full width oven pan – reversible trivet</b>	Yes, 2	Yes, 2	Yes, 2	Yes, 2	Yes, 2	Yes, 2
<b>Oven/grill pan handle</b>	Yes, 1	Yes, 1	Yes, 1	Yes, 1	Yes, 2	Yes, 1
<b>LPG conversion kit (available separately)</b>	Yes	Yes	Yes	Yes	Yes	Yes
<b>Removable parts (for cleaning)</b>	Hob burners Pan supports Shelves Telescopic shelves Shelf guides	Hob burners Pan supports Shelves Telescopic shelves Shelf guides	Shelves Telescopic shelves Shelf guides	Hob burners Pan supports Shelves Telescopic shelves Shelf guides	Hob burners Pan supports Shelves Telescopic shelves Shelf guides	Shelves Telescopic shelves Shelf guides
<b>Gas type</b>	Nat Gas	Nat Gas		Nat Gas	Nat Gas	
<b>Gas inlet type</b>	1/2" BSP female	1/2" BSP female		1/2" BSP female	1/2" BSP female	
<b>Gas inlet position</b>	Rear right	Rear right		Rear right	Rear right	
<b>LPG convertible</b>	Yes	Yes		Yes	Yes	
<b>Hard wired</b>	Yes	Yes	Yes	Yes	Yes	Yes
<b>Electrical connection</b>	Yes	Yes	Yes	Yes	Yes	Yes
<b>Supply voltage</b>	240V	240V	240V	240V	240V	240V
<b>Total electrical power load</b>	8.13kW	8.13kW	15.53kW	2.98kW	8.13kW	15.53kW
<b>Total gas power load</b>	15kW	18kW		21.7kW	12kW	
<b>Fuse size</b>	32A	32A	32A	13A	32A	32A
<b>Dimensions – packed</b>	1045mmH x 1130mmW x 740mmD 97.4kg	1045mmH x 1130mmW x 740mmD 112.85kg	1045mmH x 1130mmW x 740mmD 92.9kg	1045mmH x 1130mmW x 740mmD 101.7kg	1045mmH x 1130mmW x 740mmD 96kg	1045mmH x 1130mmW x 740mmD 92.2kg
<b>Dimensions – product</b>	900-930mmH x 996mmW x 600mmD 90.4kg	9900-930mmH x 996mmW x 600mmD 105.85kg	900-930mmH x 996mmW x 600mmD 85.9kg	9900-930mmH x 996mmW x 600mmD 94.7kg	900-930mmH x 996mmW x 600mmD 89kg	900-930mmH x 996mmW x 600mmD 85.2kg
<b>Black SKU code</b>	444444941	444444943	444444949	444444945	444444491	444444497
<b>Classic Cream SKU code</b>	444444942	444444944	444444950	444444946	444444492	444444498

# STERLING RANGE COOKER TECHNICAL SPECIFICATION

Product name	Sterling Deluxe S1100DF	Sterling Deluxe S1100DF GTG	Sterling Deluxe S1100EI	Sterling Deluxe S1100G	Sterling S1100DF	Sterling S1100EI
<b>Product description</b>	1100mm Dual Fuel Range Cooker	1100mm Dual Fuel Gas-Through-Glass Range Cooker	1100mm Induction Range Cooker	1100mm Gas Range Cooker	1100mm Dual Fuel Range Cooker	1100mm Induction Range Cooker
<b>Fuel</b>	Dual Fuel	Dual Fuel	Electric	Gas	Dual Fuel	Electric
<b>Number of ovens</b>	4	4	4	4	4	4
<b>Warranty period</b>	5 Year Parts & 1 Year Labour	5 Year Parts & 1 Year Labour	5 Year Parts & 1 Year Labour	5 Year Parts & 1 Year Labour	5 Year Parts & 1 Year Labour	5 Year Parts & 1 Year Labour
<b>Hob</b>	7 Gas Burners (1.0 - 4.0kW) Cast iron pan supports Automatic ignition Thermocouples (Flame safety device)	6 Gas Burners (1.0 - 5.0kW) Cast iron pan supports Automatic ignition Thermocouples (Flame safety device)	5 Induction Zones (1.4 - 3.7kW) Individual residual Heat Indicators Touch Controls (Hotplate) Digital power display 10 power levels (incl. boost) Keep warm function Pan detection Pan overheat detection Child lock Boost function 3 presets (melt/sauce, keep warm, rapid simmer) Auto heat up Auto stand by Minute minder Timer function Easy clean ceramic glass surface	7 Gas Burners (1.0 - 4.0kW) Cast iron pan supports Automatic ignition Thermocouples (Flame safety device)	7 Gas Burners (1.0 - 4.0kW) Cast iron pan supports Automatic ignition Thermocouples (Flame safety device)	5 Induction Zones (1.4 - 3.7kW) Individual residual Heat Indicators Touch Controls (Hotplate) Digital power display 10 power levels (incl. boost) Keep warm function Pan detection Pan overheat detection Child lock Boost function 3 presets (melt/sauce, keep warm, rapid simmer) Auto heat up Auto stand by Minute minder Timer function Easy clean ceramic glass surface
<b>Cavity 1</b>	Top left position Third oven Electric conventional oven and grill 3 functions: Variable rate dual circuit electric grill Conventional electric oven Top heat only A energy rating 41 actual / 35 litre usable capacity 2 shelf positions Double extending removable telescopic shelves, 2 positions Drop-down door	Top left position Third oven Electric conventional oven and grill 3 functions: Variable rate dual circuit electric grill Conventional electric oven Top heat only A energy rating 41 actual / 35 litre usable capacity 2 shelf positions Double extending removable telescopic shelves, 2 positions Drop-down door	Top left position Third oven Electric conventional oven and grill 3 functions: Variable rate dual circuit electric grill Conventional electric oven Top heat only A energy rating 41 actual / 35 litre usable capacity 2 shelf positions Double extending removable telescopic shelves, 2 positions Drop-down door	Top left position Third oven Gas & electric conventional oven and grill 2 functions: Fixed rate dual circuit electric grill Conventional gas oven A energy rating 37 actual / 27 litre usable capacity 2 shelf positions Double extending removable telescopic shelves, 2 positions Drop-down door	Top left position Third oven Electric conventional oven and grill 3 functions: Variable rate dual circuit electric grill Conventional electric oven Top heat only A energy rating 41 actual / 35 litre usable capacity 2 shelf positions Double extending removable telescopic shelves, 2 positions Drop-down door	Top left position Third oven Electric conventional oven and grill 3 functions: Variable rate dual circuit electric grill Conventional electric oven Top heat only A energy rating 41 actual / 35 litre usable capacity 2 shelf positions Double extending removable telescopic shelves, 2 positions Drop-down door
<b>Cavity 2</b>	Bottom left position Main oven Electric multifunction oven Programmable oven 11 functions: Variable rate electric grill Conventional electric oven Fanned electric oven Defrost Intensive bake (top, bottom & fan) Top heat only Base heat only Base heat with fan Grill with fan Pizza function Dough proving Slow cook* Keep Warm/Plate Warming* A energy rating 71 actual / 60 litre usable capacity 2 shelves, 6 shelf positions Double extending removable telescopic shelves, 4 positions Halogen light Easy clean enamel interior Side opening door Viewing window	Bottom left position Main oven Electric multifunction oven Programmable oven 11 functions: Variable rate electric grill Conventional electric oven Fanned electric oven Defrost Intensive bake (top, bottom & fan) Top heat only Base heat only Base heat with fan Grill with fan Pizza function Dough proving Slow cook* Keep Warm/Plate Warming* A energy rating 71 actual / 60 litre usable capacity 2 shelves, 6 shelf positions Double extending removable telescopic shelves, 4 positions Halogen light Easy clean enamel interior Side opening door Viewing window	Bottom left position Main oven Electric multifunction oven Programmable oven 11 functions: Variable rate electric grill Conventional electric oven Fanned electric oven Defrost Intensive bake (top, bottom & fan) Top heat only Base heat only Base heat with fan Grill with fan Pizza function Dough proving Slow cook* Keep Warm/Plate Warming* A energy rating 71 actual / 60 litre usable capacity 2 shelves, 6 shelf positions Double extending removable telescopic shelves, 4 positions Halogen light Easy clean enamel interior Side opening door Viewing window	Bottom left position Main oven Gas conventional oven Programmable oven A energy rating 62 actual / 59 litre usable capacity 2 shelves, 6 shelf positions Double extending removable telescopic shelves, 4 positions Halogen light Easy clean enamel interior Side opening door Viewing window	Bottom left position Main oven Electric multifunction oven Programmable oven 11 functions: Variable rate electric grill Conventional electric oven Fanned electric oven Defrost Intensive bake (top, bottom & fan) Top heat only Base heat only Base heat with fan Grill with fan Pizza function Dough proving Slow cook* Keep Warm/Plate Warming* A energy rating 71 actual / 60 litre usable capacity 2 shelves, 6 shelf positions Double extending removable telescopic shelves, 4 positions Halogen light Easy clean enamel interior Side opening door Viewing window	Bottom left position Main oven Electric multifunction oven Programmable oven 11 functions: Variable rate electric grill Conventional electric oven Fanned electric oven Defrost Intensive bake (top, bottom & fan) Top heat only Base heat only Base heat with fan Grill with fan Pizza function Dough proving Slow cook* Keep Warm/Plate Warming* A energy rating 71 actual / 60 litre usable capacity 2 shelves, 6 shelf positions Double extending removable telescopic shelves, 4 positions Halogen light Easy clean enamel interior Side opening door Viewing window
<b>Cavity 3</b>	Top right position Second oven Electric fanned oven 4 functions: Fanned electric oven Slow cook Keep warm/plate warm function Dough proving A energy rating 71 actual / 64 litre usable capacity 2 shelves, 6 shelf positions 4 telescopic shelf positions Halogen light Easy clean enamel interior Side opening door	Top right position Second oven Electric fanned oven 4 functions: Fanned electric oven Slow cook Keep warm/plate warm function Dough proving A energy rating 71 actual / 64 litre usable capacity 2 shelves, 6 shelf positions 4 telescopic shelf positions Halogen light Easy clean enamel interior Side opening door	Top right position Second oven Electric fanned oven 4 functions: Fanned electric oven Slow cook Keep warm/plate warm function Dough proving A energy rating 71 actual / 64 litre usable capacity 2 shelves, 6 shelf positions 4 telescopic shelf positions Halogen light Easy clean enamel interior Side opening door	Top right position Second oven Gas Conventional Oven A energy rating 71 actual / 66 litre usable capacity 2 shelves, 6 shelf positions 4 telescopic shelf positions Halogen light Easy clean enamel interior Side opening door	Top right position Second oven Electric fanned oven 4 functions: Fanned electric oven Slow cook Keep warm/plate warm function Dough proving A energy rating 71 actual / 64 litre usable capacity 2 shelves, 6 shelf positions 4 telescopic shelf positions Halogen light Easy clean enamel interior Side opening door	Top right position Second oven Electric fanned oven 4 functions: Fanned electric oven Slow cook Keep warm/plate warm function Dough proving A energy rating 71 actual / 64 litre usable capacity 2 shelves, 6 shelf positions 4 telescopic shelf positions Halogen light Easy clean enamel interior Side opening door
<b>Cavity 4</b>	Bottom right position Fourth oven Electric slow cooker Slow cook function 41 actual / 41 litre usable capacity Drop-down door	Bottom right position Fourth oven Electric slow cooker Slow cook function 41 actual / 41 litre usable capacity Drop-down door	Bottom right position Fourth oven Electric slow cooker Slow cook function 41 actual / 41 litre usable capacity Drop-down door	Bottom right position Fourth oven Electric slow cooker Slow cook function 41 actual / 41 litre usable capacity Drop-down door	Bottom right position Fourth oven Electric slow cooker Slow cook function 41 actual / 41 litre usable capacity Drop-down door	Bottom right position Fourth oven Electric slow cooker Slow cook function 41 actual / 41 litre usable capacity Drop-down door
<b>Fascia cooling system</b>	Yes	Yes	Yes	Yes	Yes	Yes
<b>Zeus Bluetooth Connected Timer</b>	Yes	Yes	Yes	Yes	Yes	Yes
<b>Proflex Splitter</b>						
<b>Adjustable feet</b>	Yes	Yes	Yes	Yes	Yes	Yes
<b>Removable cast griddle plate</b>	Yes	Yes	Yes	Yes	Yes	Yes
<b>Wok cradle</b>	Yes	Yes, 2	Yes	Yes	Yes	Yes
<b>Steam &amp; Infuse</b>	Yes	Yes	Yes	Yes	Yes	Yes
<b>Full width oven pan – deep</b>	Yes, 2	Yes, 2	Yes, 2	Yes, 2	Yes, 2	Yes, 2
<b>Full width oven pan – reversible trivet</b>	Yes, 2	Yes, 2	Yes, 2	Yes, 2	Yes, 2	Yes, 2
<b>Oven/grill pan handle</b>	Yes, 1	Yes, 1	Yes, 1	Yes, 1	Yes, 1	Yes, 1
<b>LPG conversion kit (available separately)</b>	Yes	Yes	Yes	Yes	Yes	Yes
<b>Removable parts (for cleaning)</b>	Hob burners Pan supports Shelves Telescopic shelves Shelf guides	Hob burners Pan supports Shelves Telescopic shelves Shelf guides	Shelves Telescopic shelves Shelf guides	Hob burners Pan supports Shelves Telescopic shelves Shelf guides	Hob burners Pan supports Shelves Telescopic shelves Shelf guides	Shelves Telescopic shelves Shelf guides
<b>Gas type</b>	Nat Gas	Nat Gas		Nat Gas	Nat Gas	
<b>Gas inlet type</b>	1/2" BSP female	1/2" BSP female		1/2" BSP female	1/2" BSP female	
<b>Gas inlet position</b>	Rear right	Rear right		Rear right	Rear right	
<b>LPG convertible</b>	Yes	Yes		Yes	Yes	
<b>Hard wired</b>	Yes	Yes	Yes	Yes	Yes	Yes
<b>Electrical connection</b>	Yes	Yes	Yes	Yes	Yes	Yes
<b>Supply voltage</b>	240V	240V	240V	240V	240V	240V
<b>Total electrical power load</b>	8.13kW	8.13kW	15.53kW	2.98kW	8.13kW	15.53kW
<b>Total gas power load</b>	15kW	18kW		21.7kW	12kW	
<b>Fuse size</b>	32A	32A	32A	13A	32A	32A
<b>Dimensions – packed</b>	1045mmH x 1230mmW x 740mmD 125.7kg	1045mmH x 1230mmW x 740mmD 122.7kg	1045mmH x 1230mmW x 740mmD 101.4kg	1045mmH x 1230mmW x 740mmD 104.4kg	1045mmH x 1230mmW x 740mmD 104.3kg	1045mmH x 1230mmW x 740mmD 100.7kg
<b>Dimensions – product</b>	900-930mmH x 1096mmW x 600mmD 98.7kg	900-930mmH x 1096mmW x 600mmD 115.7kg	900-930mmH x 1096mmW x 600mmD 94.4kg	900-930mmH x 1096mmW x 600mmD 103.4kg	900-930mmH x 1096mmW x 600mmD 97.3kg	900-930mmH x 1096mmW x 600mmD 93.7kg
<b>Black SKU code</b>	444444951	444444953	444444959	444444955	444444501	444444507
<b>Classic Cream SKU code</b>	444444952	444444954	444444960	444444956	444444502	444444508



# MINI RANGE COOKER TECHNICAL SPECIFICATION

Product name	Richmond Mini Range 600EI	Richmond Mini Range 600E	Richmond Mini Range 600DF	Richmond Mini Range 600G	Richmond Mini Range 550E
<b>Product Description</b>	60cm Induction Mini Range Cooker with Connected Timer	60cm Ceramic Mini Range Cooker with Connected Timer	60cm Dual Fuel Mini Range Cooker with Connected Timer	60cm Gas Mini Range Cooker with Connected Timer	55cm Ceramic Mini Range Cooker with Programmable Timer
<b>Warranty period</b>	1 year	1 year	1 year	1 year	1 year
<b>Hob</b>	x4 Induction zones: x2 large (1.85kW with 2.1kW boost) x2 small (1.4kW) Touch control hob Pan detection Overheat detection Child lock Boost function Easy clean ceramic glass Cast iron soft close lid	4 ceramic zones: x2 large (1.2kW) x2 small (1.7kW)	4 gas burners: X1 small (1.0kW) X2 medium (2.0kW) X1 PowerWok burner (4.0kW)	4 gas burners: X1 small (1.0kW) X2 medium (2.0kW) X1 PowerWok burner (4.0kW)	4 ceramic zones: x2 large (1.2kW) x2 small (1.7kW)
<b>Cavity 1</b>	Conventional oven and variable rate dual circuit electric grill (1.4kW) 37 litre capacity A energy rating Easy clean enamel	Conventional oven and variable rate dual circuit electric grill (1.4kW) 37 litre capacity A energy rating Easy clean enamel	Conventional oven and variable rate dual circuit electric grill (1.4kW) 37 litre capacity A energy rating Easy clean enamel	Conventional Gas oven and fixed rate electric grill (1.7kW) 37 litre capacity A energy rating Easy clean enamel	Conventional oven and variable rate dual circuit electric grill (0.6/1.7/2.7kW) 37 litre capacity B energy rating Easy clean enamel
<b>Cavity 2</b>	13 setting multifunction main oven A energy rating Defrost and slow cook functions Dough proving Pizza function 71L Actual / 62L usable capacity Telescopic sliding shelves 2 shelves (5 positions) Easy clean enamel interior	4 setting functions main oven A energy rating 71L Actual / 65L usable capacity Fanned electric oven Defrost Dough Proving Slow cook Telescopic sliding shelves 2 shelves (5 positions) Easy clean enamel interior	4 setting functions main oven A energy rating 71L Actual / 65L usable capacity Fanned electric oven Defrost Dough Proving Slow cook Telescopic sliding shelves 2 shelves (5 positions) Easy clean enamel interior	1 setting function main oven A energy rating 71L Actual / 71L usable capacity Conventional gas oven Telescopic sliding shelves 2 shelves (5 positions) Easy clean enamel interior	2 setting functions main oven A energy rating 69L Actual / 65L usable capacity Fanned electric oven Defrost 2 shelves (5 positions) Easy clean enamel interior
<b>Fascia cooling system</b>	Yes	Yes	Yes	Yes	Yes
<b>Timer</b>	Yes- Zeus Bluetooth Connected Clock / Programmer	Yes- Zeus Bluetooth Connected Clock / Programmer	Yes- Zeus Bluetooth Connected Clock / Programmer	Yes- Zeus Bluetooth Connected Clock / Programmer	Yes - LED clock/programmer
<b>Adjustable feet</b>	Yes	Yes	Yes	Yes	Yes
<b>Grillpan/trivet</b>	Yes	Yes	Yes	Yes	Yes
<b>Removable parts (for cleaning)</b>	"Inner door glass Shelves Shelf runners"	"Inner door glass Shelves Shelf runners"	"Inner door glass Shelves Shelf runners"	"Inner door glass Shelves Shelf runners"	" Shelves Shelf runners"
<b>Gas type</b>			Nat Gas	Nat Gas	
<b>Gas inlet type</b>			1/2" BSP Female	1/2" BSP Female	
<b>Gas inlet position</b>			Right-rear	Right-rear	
<b>LPG Convertible</b>	N/A	N/A	Yes	N/A	N/A
<b>Hard wired</b>	Yes	Yes	Yes	N/A	Yes
<b>Supply voltage</b>	240V	240V	240V	240V	240V
<b>Total electrical power load</b>	12.4kW	10.6kW	4.8kW	19kW	10.5kW
<b>Total gas power load</b>			9kW	13.2kW	
<b>Fuse size</b>	32A	32A	32A	13A	32A
<b>Dimensions - packed</b>	1030mmH x 710mmW x 710mmD	1030mmH x 710mmW x 710mmD	1030mmH x 710mmW x 710mmD	1030mmH x 710mmW x 710mmD	1025mmH x 665mmW x 715mmD
<b>Dimensions - product</b>	900-915mmH x 600mmW x 600mmD	900-915mmH x 600mmW x 600mmD	900-915mmH x 600mmW x 600mmD	900-915mmH x 600mmW x 600mmD	900-915mmH x 552mmW x 600mmD
<b>Black SKU</b>	444444729	444444720	444444723	444444726	444449014
<b>Classic Cream SKU code</b>	444444728	444444719	444444722	444444725	N/A
<b>Hot Jalapeno SKU code</b>	444444730	444444721	444444724	444444727	444449013
<b>Champagne SKU code</b>	N/A	N/A	N/A	N/A	444449019
<b>Stainless Steel SKU Code</b>	N/A	N/A	N/A	N/A	N/A

# MINI RANGE COOKER TECHNICAL SPECIFICATION

Product name	Richmond Mini Range 550DFW	Sterling Mini Range 600MFTI	Sterling Mini Range 600E	Sterling Mini Range 600DF	Sterling Mini Range 600G
<b>Product Description</b>	55cm Dual Fuel Mini Range Cooker with Programmable Timer	60cm Induction Mini Range Cooker with Timer	60cm Ceramic Mini Range Cooker with Timer	60cm Dual Fuel Mini Range Cooker with Timer	60cm Gas Mini Range Cooker with Timer
<b>Warranty period</b>	1 year	1 year	1 year	1 year	1 year
<b>Hob</b>	4 gas burners: X1 small (1.0kW) X2 medium (2.0kW) X1 large (3.0kW)	4 x Induction zones: 1.4kW - Power Boost - 185kW Touch control hob Digital power display Pan detection Overheat detection Child lock Boost function Easy clean ceramic glass Glass lid with auto shut off	4 ceramic zones: x2 large (1.2kW) x2 small (1.7kW)	4 gas burners: X1 small (1.0kW) X2 medium (2.0kW) X1 large (3.0kW)	4 gas burners: X1 small (1.0kW) X2 medium (2.0kW) X1 large (3.0kW)
<b>Cavity 1</b>	Conventional oven and variable rate dual circuit electric grill (0.6/1.7/2.7kW) 37 litre capacity B energy rating Easy clean enamel	Conventional oven and variable rate dual circuit electric grill (0.6/1.8/2.8kW) 37 litre capacity A energy rating Easy clean enamel	Conventional oven and variable rate dual circuit electric grill (0.6/1.8/2.8kW) 37 litre capacity A energy rating Easy clean enamel	Conventional oven and variable rate dual circuit electric grill (0.6/1.8/2.8kW) 37 litre capacity A energy rating Easy clean enamel	Conventional Gas oven and fixed rate electric grill (1.8kW) 37 litre capacity A energy rating Easy clean enamel
<b>Cavity 2</b>	2 setting functions main oven A energy rating 69L Actual / 65L usable capacity Fanned electric oven Defrost 2 shelves (5 positions) Easy clean enamel interior	7 setting multifunction main oven A energy rating Defrost functions Pizza function 69L Actual / 61L usable capacity 2 shelves (5 positions) Easy clean enamel interior	2 setting functions main oven A energy rating Defrost functions Pizza function 69L Actual / 65L usable capacity 2 shelves (5 positions) Easy clean enamel interior	2 setting functions main oven A energy rating Defrost functions Pizza function 69L Actual / 65L usable capacity 2 shelves (5 positions) Easy clean enamel interior	1 setting function main oven A energy rating 69L Actual / 51L usable capacity Conventional gas oven 2 shelves (5 positions) Easy clean enamel interior
<b>Fascia cooling system</b>	Yes	Yes	Yes	Yes	Yes
<b>Timer</b>	Yes - LED clock/programmer	Yes - LED clock/programmer	Yes - LED clock/programmer	Yes - LED clock/programmer	Yes - LED clock/programmer
<b>Adjustable feet</b>	Yes	Yes	Yes	Yes	Yes
<b>Grillpan/trivet</b>	Yes	Yes	Yes	Yes	Yes
<b>Removable parts (for cleaning)</b>	" Shelves Shelf runners"	" Shelves Shelf runners"	" Shelves Shelf runners"	" Shelves Shelf runners"	" Shelves Shelf runners"
<b>Gas type</b>	Nat Gas			Nat Gas	Nat Gas
<b>Gas inlet type</b>	1/2" BSP Female			1/2" BSP Female	1/2" BSP Female
<b>Gas inlet position</b>	Right-rear			Right-rear	Right-rear
<b>LPG Convertible</b>	Yes	N/A	N/A	N/A	N/A
<b>Hard wired</b>	Yes	Yes	Yes	Yes	N/A
<b>Supply voltage</b>	240V	240V	240V	240V	240V
<b>Total electrical power load</b>	4.5kW	12.0kW	9.8kW	4.0kW	1.7kW
<b>Total gas power load</b>	9kW			8kW	12.25kW
<b>Fuse size</b>	32A	32A	32A	32A	13A
<b>Dimensions - packed</b>	1025mmH x 665mmW x 715mmD	1025mmH x 715mmW x 715mmD	1030mmH x 710mmW x 710mmD	1030mmH x 710mmW x 710mmD	1030mmH x 710mmW x 710mmD
<b>Dimensions - product</b>	900-915mmH x 552mmW x 600mmD	900-915mmH x 600mmW x 600mmD	900-915mmH x 600mmW x 600mmD	900-915mmH x 600mmW x 600mmD	900-915mmH x 600mmW x 600mmD
<b>Black SKU</b>	444442896	444443707	444440992	444440990	444440987
<b>Classic Cream SKU code</b>	N/A	N/A	N/A	N/A	N/A
<b>Hot Jalapeno SKU code</b>	444442900	N/A	N/A	N/A	N/A
<b>Champagne SKU code</b>	444442895	N/A	N/A	N/A	N/A
<b>Stainless Steel SKU Code</b>	N/A	444443706	444440991	444440989	444440986

## BUILT-IN OVENS TECHNICAL SPECIFICATION

Product name	ST SEB602PY	ST SEB602TCC	ST SEB602MFC	ST SEB602F	ST SGB600PS	ST SEB700FPS	ST SGB700PS
<b>Product description</b>	60cm built-in multifunction+ oven with pyrolytic cleaning, soft close doors and telescopic sliders	60cm built-in multifunction+ oven. Fully touch control with catalytic liners, soft close doors and telescopic sliders	60cm built-in multifunction+ oven. Fully touch control with catalytic liners	60cm built-in fanned single oven with programmable timer, variable grill and easy clean enamel	60cm built-in Gas single oven with cook to off timer and telescopic sliders	70cm built-under, fan double oven with connected timer, telescopic sliders and easy clean enamel	70cm built-under gas double oven with cook to off timer and telescopic sliders
<b>Warranty Period</b>	5 Year Parts & 1 Year Labour	5 Year Parts & 1 Year Labour	5 Year Parts & 1 Year Labour	5 Year Parts & 1 Year Labour	5 Year Parts & 1 Year Labour	5 Year Parts & 1 Year Labour	5 Year Parts & 1 Year Labour
<b>Cavity 1 (Main)</b>	Multifunction+ oven 10 functions Equiflow™ Fanned oven Variable electric grill Pyrolytic cleaning Soft close doors Telescopic slider 73 litre gross capacity Premium blue interior	Multifunction+ oven 9 functions Equiflow™ Fanned oven Variable electric grill Catalytic liners Soft close doors Telescopic slider 73 litre gross capacity Premium blue interior	Multifunction+ oven 9 functions Equiflow™ Fanned oven Variable electric grill Catalytic liners 73 litre gross capacity	Equiflow™ Fanned main oven Variable electric grill 73 litre gross capacity Easy clean enamel	Conventional gas oven Fixed rate grill Cook to off timer 69 litre gross capacity Telescopic sliders Easy clean enamel	Equiflow™ Fanned main oven 2 functions Defrost function 59 litre gross capacity Telescopic Sliders Easy clean enamel	Conventional gas oven Cook to off timer 59 litre gross capacity Telescopic sliders Easy clean enamel
<b>Cavity 2 (Top)</b>	N/A	N/A	N/A	N/A	N/A	Conventional top oven & Variable dual electric grill 39 litre gross capacity Easy clean enamel	Conventional top oven Fixed rate grill 39 litre gross capacity Easy clean enamel
<b>Fascia cooling system</b>	Yes	Yes	Yes	Yes	Yes	Yes	Yes
<b>Cleaning</b>	Pyrolytic	Catalytic liners	Catalytic liners	Easy clean enamel	Easy clean enamel	Easy clean enamel	Easy clean enamel
<b>Timer Type</b>	LED - Programmable	LED - Programmable	LED - Programmable	LED - Programmable	LED cook to off timer and minute minder	LED - Programmable	LED cook to off and minute reminder
<b>Connected timer</b>	No	No	No	No	No	No	No
<b>Flame safety device</b>	No	No	No	No	Yes	No	Yes
<b>Auto ignition</b>	No	No	No	No	Yes	No	Yes
<b>Grill pan/Trivet</b>	Yes	Yes	Yes	Yes	Yes	Yes	Yes
<b>Removable parts for cleaning</b>	Inner door glass, shelves, shelf runners	Inner door glass, shelves, shelf runners, Catalytic liners	Inner door glass, shelves, shelf runners, Catalytic liners	Inner door glass, shelves, shelf runners	Inner door glass, shelves, shelf runners	Inner door glass, shelves, shelf runners	Inner door glass, shelves, shelf runners
<b>Gas type</b>	N/A	N/A	N/A	N/A	Nat Gas	N/A	Nat Gas
<b>Gas inlet type</b>	N/A	N/A	N/A	N/A	1/2" BSP female	N/A	1/2" BSP female
<b>Gas inlet position</b>	N/A	N/A	N/A	N/A	Right rear	N/A	Rear right
<b>LPG Convertible</b>	N/A	N/A	N/A	N/A	No	N/A	No
<b>Hard wired</b>	Mains lead	Mains lead	Mains lead	Mains lead	Mains lead	Mains lead	Mains lead
<b>Supply voltage</b>	240V	240V	240V	240V	240V	240V	240V
<b>Total electrical power load</b>	3.48kW	2.3kW	2.3kW	2.29kW	1.735kW	4.515kW	1.76kW
<b>Total gas power load</b>	N/A	N/A	N/A	N/A	N/A	N/A	N/A
<b>Fuse size</b>	16	13A	13A	13A	13A	32A	13A
<b>Fitted 3 pin plug</b>	No	No	No	No	No	No	No
<b>Dimensions - packed</b>	670mmH x 648mmW x 688mmD	670mmH x 648mmW x 688mmD	670mmH x 648mmW x 688mmD	670mmH x 648mmW x 688mmD	725mmH x 660mmW x 720mmD	845mmH x 660mmW x 720mmD	845mmH x 660mmW x 720mmD
<b>Dimensions - product</b>	597mmH x 596mmW x 556mmD	597mmH x 596mmW x 556mmD	597mmH x 596mmW x 556mmD	597mmH x 596mmW x 556mmD	585mmH x 595mmW x 550mmD	703mmH x 595mmW x 550mmD	703mmH x 595mmW x 550mmD
<b>Black SKU code</b>	444410037	444410035	444410142	444410140	444440827	444440829	444440831
<b>Stainless Steel SKU code</b>	444410036	444410034	444410141	444410139	444440826	444440828	444440830

## HOBS TECHNICAL SPECIFICATION

Product name	ST H2H BHI1601 Blk	ST SIH604T	ST SIH600TC	ST SIH600T13	ST SEH600CTC Mk2	ST SGH600C
<b>Product Description</b>	60cm connected Flexi Link+ Induction hob with touch controls wirelessly connects to compatible hood	60cm Flexi Induction hob with front touch controls	60cm electric induction hob with touch controls	60cm electric 13 amp induction hob with touch controls	60cm electric ceramic hob with touch controls	60cm gas hob with cast iron pan supports
<b>Warranty period</b>	1 year	1 year	1 year	1 year	1 year	1 year
<b>Hob</b>	4 induction zones (1.8kW - 3kW) Dual Link+ bridging zones Pan detection Pan overheat detection Child lock Residual heat indicator	4 induction zones (2.1kW - 3.7kW) 2 x Dual bridging zones Residual heat indicator	4 induction zones (1.4kW - 1.85kW) Residual heat indicator	4 induction zones (1.2kW - 1.4kW) Residual heat indicator	4 ceramic zones (1.2kW - 2.1kW) Child lock Residual heat indicator	4 Gas Burners (1.0 - 3.0kW) Cast iron pan supports
<b>Timer</b>	Timer to each zone	Timer to each zone	Yes	Yes	Yes	N/A
<b>Wireless connectivity</b>	Yes	N/A	N/A	N/A	N/A	N/A
<b>Flame safety device</b>	N/A	N/A	N/A	N/A	N/A	Yes
<b>Auto ignition</b>	No	No	No	No	No	Yes
<b>Control type</b>	Touch slider	Touch slider	Touch	Touch	Touch	Rotary
<b>Removable parts for cleaning</b>	N/A	N/A	N/A	N/A	N/A	Yes
<b>Gas type</b>	N/A	N/A	N/A	N/A	N/A	Nat gas
<b>Gas inlet type</b>	N/A	N/A	N/A	N/A	N/A	1/2" BSP female
<b>Gas inlet position</b>	N/A	N/A	N/A	N/A	N/A	Rear right
<b>LPG Convertible</b>	N/A	N/A	N/A	N/A	N/A	Yes
<b>Hard wired</b>	Yes	Yes	Yes	Yes	Yes	Fixed wiring
<b>Supply voltage</b>	240V	240V	240V	240V	240V	240V
<b>Total electrical power load</b>	7.2kW	7.4kW	7.4kW	2.8kW	6.3kW	N/A
<b>Total gas power load</b>	N/A	N/A	N/A	N/A	N/A	8kW
<b>Power Levels</b>	9+ boost	9+ boost	9+ boost	9+ boost	9	
<b>Fuse size</b>	32A	32A	32A	13A	32A	2A
<b>Fitted 3 pin plug</b>	No	No	No	No	No	No
<b>Dimensions - packed</b>	115mmH x 695mmW x 645mmD	130mmH x 680mmW x 560mmD	135mmH x 660mmW x 560mmD	135mmH x 660mmW x 560mmD	130mmH x 640mmW x 560mmD	170mmH x 720mmW x 545mmD
<b>Dimensions - product</b>	55mmH x 590mmW x 520mmD	53mmH x 590mmW x 520mmD	54mmH x 590mmW x 520mmD	54mmH x 590mmW x 520mmD	45mmH x 590mmW x 520mmD	40mmH x 580mmW x 510mmD
<b>Black SKU code</b>	44444889	444443934	444443435	444443726	44444168	444440875
<b>Stainless Steel SKU code</b>	N/A	N/A	N/A	N/A	N/A	444440874



## BUILT-IN OVENS TECHNICAL SPECIFICATION

Product name	ST BI900 EF	ST BI900 MF	ST BI900 G	ST B145COMW	Product name	UWD14
<b>Product description</b>	90cm built-in fan double oven with connected timer, telescopic sliders and easy clean enamel	90cm built-in multifunction+ double oven with connected timer, telescopic sliders and easy clean enamel	90cm built-in gas oven with cook to off timer, telescopic sliders and easy clean enamel	45cm built-in combination microwave with grill and TFT display	<b>Product description</b>	14L warming drawer Compatible with Stoves combination microwave
<b>Warranty Period</b>	5 Year Parts & 1 Year Labour	5 Year Parts & 1 Year Labour	5 Year Parts & 1 Year Labour	5 Year Parts & 1 Year Labour	<b>Warranty Period</b>	5 Year Parts & 1 Year Labour
<b>Cavity 1 (Main)</b>	Equiflow™ Fanned main oven 5 functions 71 litre gross capacity Zeus connected timer Telescopic Sliders Easy clean enamel	Multifunction+ oven Equiflow™ Fanned oven 13 functions 71 litre gross capacity Zeus connected timer Telescopic Sliders Easy clean enamel	Conventional gas oven Cook to off timer 71 litre gross capacity Telescopic Sliders Flame safety device Easy clean enamel	Combination Microwave oven TFT Display 38L Gross capacity 1650W Grill 1000W Power output 5 power levels 8 combination functions child lock	<b>Cavity 1 (Main)</b>	14L Capacity 2 functions - keep warm & plate heat Temperature range 40 - 80 degrees
<b>Cavity 2 (Top)</b>	Conventional top oven & Variable dual electric grill 41 litre gross capacity Easy clean enamel Slow cook & keep warm	Conventional top oven & Variable dual electric grill 41 litre gross capacity Easy clean enamel Slow cook & keep warm	Conventional gas top oven Fixed rate electric grill 41 litre gross capacity Easy clean enamel	N/A	<b>Cavity 2 (Top)</b>	N/A
<b>Fascia cooling system</b>	Yes	Yes	Yes		<b>Maximum Weight Capacity</b>	25kg
<b>Cleaning</b>	Easy clean enamel	Easy clean enamel	Easy clean enamel		<b>Drawer Interior Volume</b>	14L
<b>Timer Type</b>	LED - Programmable	LED - Programmable	LED - Programmable	LED	<b>Type of Control Setting</b>	Touch Control
<b>Connected timer</b>	Yes	Yes	No	No	<b>Temperature Range</b>	40-80°C
<b>Flame safety device</b>	No	No	Yes	No	<b>Soft Close Drawer</b>	Yes
<b>Auto ignition</b>	No	No	Yes	No	<b>Current (A)</b>	4.5
<b>Grill pan/Trivet</b>	Yes	Yes	Yes	No	<b>Connection Rating (W)</b>	1000W
<b>Removable parts for cleaning</b>	Inner door glass, shelves, shelf runners	Inner door glass, shelves, shelf runners	Inner door glass, shelves, shelf runners	Grilling rack	<b>Rated Voltage/Frequency</b>	230 - 50Hz
<b>Gas type</b>	N/A	N/A	Nat Gas	N/A	<b>Fitted 3 pin plug</b>	
<b>Gas inlet type</b>	N/A	N/A	1/2" BSP female	N/A	<b>Dimensions - packed</b>	210mmH x 705mmW x 640mmD
<b>Gas inlet position</b>	N/A	N/A	Top right rear	N/A	<b>Dimensions - product</b>	141mmH x 595mmW x 561mmD
<b>LPG Convertible</b>	N/A	N/A	N/A	N/A	<b>Black SKU code</b>	444444192
<b>Hard wired</b>	Mains lead	Mains lead	Mains lead	Mains lead	<b>Stainless Steel SKU code</b>	444444191
<b>Supply voltage</b>	240V	240V	240V	240V		
<b>Total electrical power load</b>	4.685kW	4.685kW	1.76kW			
<b>Total gas power load</b>	N/A	N/A	4.3kW	N/A		
<b>Fuse size</b>	32A	32A	13A	13A		
<b>Fitted 3 pin plug</b>	No	No	No	No		
<b>Dimensions - packed</b>	1025mmH x 660mmW x 720mmD	1025mmH x 660mmW x 720mmD	1025mmH x 660mmW x 720mmD	525mmH x 675mmW x 666mmD		
<b>Dimensions - product</b>	885mmH x 595mmW x 550mmD	885mmH x 595mmW x 550mmD	885mmH x 595mmW x 550mmD	455mmH x 594mmW x 535mmD		
<b>Black SKU code</b>	444444837	444444839	444444843	444410518		
<b>Stainless Steel SKU code</b>	444444836	444444838	444444842	444410517		

## HOBS TECHNICAL SPECIFICATION

Product name	ST SEH700CTC Mk2	ST SGH700C	ST SIHF906T
<b>Product Description</b>	70cm electric ceramic hob with touch controls	70cm gas hob with cast iron pan supports	90cm Flexi Induction hob with front touch controls
<b>Warranty period</b>	1 year	1 year	1 year
<b>Hob</b>	4 ceramic zones (1.2kW - 2.2kW) Dual cook zone Child lock Residual heat indicator	5 Gas Burners (1.0 - 3.5kW) Cast iron pan supports	6 induction zones (2.1kW - 3.7kW) 2 x dual bridging zones Pan detection Overheat detection Child lock pause/recall Residual heat indicator
<b>Timer</b>	Yes	N/A	Yes
<b>Wireless connectivity</b>	N/A	N/A	N/A
<b>Flame safety device</b>	N/A	Yes	N/A
<b>Auto ignition</b>	No	Yes	No
<b>Control type</b>	Touch	Rotary	Touch
<b>Removable parts for cleaning</b>	N/A	Yes	N/A
<b>Gas type</b>	N/A	Nat gas	N/A
<b>Gas inlet type</b>	N/A	1/2" BSP female	N/A
<b>Gas inlet position</b>	N/A	Rear right	N/A
<b>LPG Convertible</b>	N/A	Yes	N/A
<b>Hard wired</b>	Yes	Fixed wiring	Yes
<b>Supply voltage</b>	240V	240V	240V
<b>Total electrical power load</b>	5.88kW	N/A	11.1kW
<b>Total gas power load</b>	N/A	11.5kW	N/A
<b>Power Levels</b>	9		9+ boost
<b>Fuse size</b>	32A	3A	32A
<b>Fitted 3 pin plug</b>	No	No	No
<b>Dimensions - packed</b>	130mmH x 740mmW x 560mmD	170mmH x 820mmW x 645mmD	170mmH x 1000mmW x 640mmD
<b>Dimensions - product</b>	45mmH x 690mmW x 520mmD	40mmH x 680mmW x 510mmD	53mmH x 890mmW x 520mmD
<b>Black SKU code</b>	444441173	444440879	444443935
<b>Stainless Steel SKU code</b>	N/A	444440878	N/A

# HOODS TECHNICAL SPECIFICATION

Product name	S900 STERLING FLAT	S900 STERLING CHIM	S1000 STERLING CHIM	S1100 STERLING CHIM	S900 RICHMOND CHIM	S1000 RICHMOND CHIM	S1100 RICHMOND CHIM	
<b>Product description</b>	S900 Sterling Flat Chimney Hood	S900 Sterling Chimney Hood	S1000 Sterling Chimney Hood	S1100 Sterling Chimney Hood	S900 Richmond Chimney Hood	S1000 Richmond Chimney Hood	S1100 Richmond Chimney Hood	
<b>Warranty Period</b>	1 Year	1 Year	1 Year	1 Year	1 Year	1 Year	1 Year	
<b>Overview</b>	644 m3/h Extraction Rate 3 Speeds + Boost 3 x Washable Aluminium Grease Filters A Rated Energy Efficiency A Rated Efficient LED Lighting Suitable for Extraction Or Re-Circulation Illuminated Push Button Controls 8mins Timed Boost Function B Rated Grease Filtering Efficiency 65dbA Max Noise Level	644 m3/h Extraction Rate 3 Speeds + Boost 3 x Washable Aluminium Grease Filters A Rated Energy Efficiency A Rated Efficient LED Lighting Suitable for Extraction Or Re-Circulation Illuminated Push Button Controls 8mins Timed Boost Function B Rated Grease Filtering Efficiency 65dbA Max Noise Level	644 m3/h Extraction Rate 3 Speeds + Boost 3 x Washable Aluminium Grease Filters A Rated Energy Efficiency A Rated Efficient LED Lighting Suitable for Extraction Or Re-Circulation Illuminated Push Button Controls 8mins Timed Boost Function B Rated Grease Filtering Efficiency 65dbA Max Noise Level	644 m3/h Extraction Rate 3 Speeds + Boost 3 x Washable Aluminium Grease Filters A Rated Energy Efficiency A Rated Efficient LED Lighting Suitable for Extraction Or Re-Circulation Illuminated Push Button Controls 8mins Timed Boost Function B Rated Grease Filtering Efficiency 65dbA Max Noise Level	644 m3/h Extraction Rate 3 Speeds + Boost 3 x Washable Aluminium Grease Filters A Rated Energy Efficiency A Rated Efficient LED Lighting Suitable for Extraction Or Re-Circulation Illuminated Push Button Controls 8mins Timed Boost Function B Rated Grease Filtering Efficiency 65dbA Max Noise Level	644 m3/h Extraction Rate 3 Speeds + Boost 3 x Washable Aluminium Grease Filters A Rated Energy Efficiency A Rated Efficient LED Lighting Suitable for Extraction Or Re-Circulation Illuminated Push Button Controls 8mins Timed Boost Function B Rated Grease Filtering Efficiency 65dbA Max Noise Level	644 m3/h Extraction Rate 3 Speeds + Boost 3 x Washable Aluminium Grease Filters A Rated Energy Efficiency A Rated Efficient LED Lighting Suitable for Extraction Or Re-Circulation Illuminated Push Button Controls 8mins Timed Boost Function B Rated Grease Filtering Efficiency 65dbA Max Noise Level	644 m3/h Extraction Rate 3 Speeds + Boost 3 x Washable Aluminium Grease Filters A Rated Energy Efficiency A Rated Efficient LED Lighting Suitable for Extraction Or Re-Circulation Illuminated Push Button Controls 8mins Timed Boost Function B Rated Grease Filtering Efficiency 65dbA Max Noise Level
<b>Min extraction rate (m3/h)</b>	310.2	310.2	310.2	310.2	310.2	310.2	310.2	
<b>Max extraction rate (m3/h)</b>	644.6	644.6	644.6	644.6	644.6	644.6	644.6	
<b>Max recirculation rate (m3/h)</b>	576.5	576.5	576.5	576.5	576.5	576.5	576.5	
<b>Extraction rate with boost (m3/h)</b>	802.7	802.7	802.7	802.7	802.7	802.7	802.7	
<b>Motor rating (W)</b>	250	250	250	250	250	250	250	
<b>Min noise level (dBA) (acoustic pressure)</b>	51	51	51	51	51	51	51	
<b>Max noise level (dBA) (acoustic pressure)</b>	65	65	65	65	65	65	65	
<b>Noise level with Boost (dBA) (acoustic pressure)</b>	67	67	67	67	67	67	67	
<b>Energy</b>								
<b>Annual Energy Consumption (kWh/an)</b>	54.9	54.9	54.9	54.9	54.9	54.9	54.9	
<b>Energy Efficiency Class</b>	A	A	A	A	A	A	A	
<b>Fluid Dynamic Efficiency Class</b>	A	A	A	A	A	A	A	
<b>Lighting Efficiency Class</b>	A	A	A	A	A	A	A	
<b>Grease Filtering Efficiency</b>	81.6	81.6	81.6	81.6	81.6	81.6	81.6	
<b>Grease Filtering Efficiency Class</b>	B	B	B	B	B	B	B	
<b>Installation</b>								
<b>Position of ducting outlet</b>	Top	Top	Top	Top	Top	Top	Top	
<b>Ducting dia (mm)</b>	150	150	150	150	150	150	150	
<b>Ducting Adapter 150/120mm included</b>	Yes	Yes	Yes	Yes	Yes	Yes	Yes	
<b>Fuse size (A)</b>	5	5	5	5	5	5	5	
<b>Fitted 3 pin plug</b>	-	-	-	-	-	-	-	
<b>Total Power Load (W)</b>	243	243	243	243	243	243	243	
<b>Dimensions</b>								
<b>Height (excl chimney where fitted) (mm)</b>	100	315	315	315	315	315	315	
<b>Fascia Height Only (mm)</b>	100	70	70	70	70	70	70	
<b>Width (mm)</b>	900	900	1000	1100	900	1000	1100	
<b>Depth (mm)</b>	500	500	500	500	500	500	500	
<b>Weight (kg)</b>	15.3	11.3	11.9	12.4	12.9	13.8	14.4	
<b>Min Chimney Height (incl hood) (mm)</b>	688	678	678	678	678	678	678	
<b>Max Chimney Height (incl hood) (mm)</b>	1268	1040	1040	1040	1040	1040	1040	
<b>Chimney width (mm)</b>	322	222	222	222	222	222	222	
<b>Chimney depth (mm)</b>	282	173	173	173	173	173	173	
<b>Min height above hob (mm)</b>	650	650	650	650	650	650	650	
<b>Black SKU code</b>	444410235	444410237	444410239	444410241	444410243	444410246	444410249	
<b>Stainless Steel SKU code</b>	444410236	444410238	444410240	444410242				
<b>Classic Cream SKU code</b>					444410244	444410247	444410250	
<b>Hot Jalapeno SKU code</b>					444410245	444410248	444410251	

# SPLASHBACKS TECHNICAL SPECIFICATION

Product name	SBK 60 GLASS	SBK 90 GLASS	SBK 100 GLASS	SBK 110 GLASS	SBK 70 METAL	SBK 90 METAL	SBK 100 METAL	SBK 110 METAL
<b>Product description</b>	60cm Glass Splashback	90cm Glass Splashback	100cm Glass Splashback	110cm Glass Splashback	70cm Metal Splashback	90cm Metal Splashback	100cm Metal Splashback	110cm Metal Splashback
<b>Warranty Period</b>								
<b>Overview</b>	6mm Toughened Glass Easy Clean Surface Self Adhesive Backing Sticks Directly To The Wall Ground And Bevelled Corners And Edges	6mm Toughened Glass Easy Clean Surface Self Adhesive Backing Sticks Directly To The Wall Ground And Bevelled Corners And Edges	6mm Toughened Glass Easy Clean Surface Self Adhesive Backing Sticks Directly To The Wall Ground And Bevelled Corners And Edges	6mm Toughened Glass Easy Clean Surface Self Adhesive Backing Sticks Directly To The Wall Ground And Bevelled Corners And Edges	Wall-mounted via screw holes on top and bottom flange Practical surface to cope with splashes Stainless Steel Finish	Wall-mounted via screw holes on top and bottom flange Practical surface to cope with splashes Stainless Steel Finish	Wall-mounted via screw holes on top and bottom flange Practical surface to cope with splashes Stainless Steel Finish	Wall-mounted via screw holes on top and bottom flange Practical surface to cope with splashes Stainless Steel Finish
<b>Glass Type</b>	Clear Float	Low Iron	Low Iron	Low Iron				
<b>Toughened</b>	Yes	Yes	Yes	Yes				
<b>Edge Type</b>	Flat & Arriss	Flat & Arriss	Flat & Arriss	Flat & Arriss				
<b>Edge Finish</b>	Polished	Polished	Polished	Polished				
<b>Corners</b>	Ground	Ground	Ground	Ground				
<b>Print Type</b>	Ceramic Ink Rear Print	Ceramic Ink Rear Print	Ceramic Ink Rear Print	Ceramic Ink Rear Print				
<b>Fixing Hole Position (Flange or Inboard)</b>					Flange	Flange	Flange	Flange
<b>Hole Centres about Centreline</b>					500	700	800	900
<b>Compatible With</b>								
<b>Fixing Method</b>	Adhesive Tape	Adhesive Tape	Adhesive Tape	Adhesive Tape	Screw in	Screw in	Screw in	Screw in
<b>Tape Thickness (mm)</b>	2	2	2	2				
<b>Height (mm)</b>	750	750	750	750	750	750	750	750
<b>Width (mm)</b>	600	900	1000	1100	700	900	1000	1100
<b>Thickness (mm)</b>	6	4	6	4	10	10	10	10
<b>Weight (kg)</b>	6.75	6.75	11.25	8.25	6.7	9	10.2	11
<b>Black SKU code</b>	444442907	444442908	444442909	444442910				
<b>Stainless Steel SKU code</b>	444449519				444449522	444449524	444449527	444449530
<b>Stainless Shimmer SKU code</b>	444442911							
<b>Hot Jalapeno SKU code</b>		444442915	444442916	444442917				



# COOLING APPLIANCES TECHNICAL SPECIFICATION

Product name	ST SX905	ST FD90	ST NF60208SS	ST NF60188	ST STR60197	ST INT70FF
<b>Product Description</b>	American style side by side fridge freezer	Side By Side French Door Fridge Freezer	60cm wide 2m tall fridge freezer	60cm wide frost free fridge freezer	Retro styled fridge freezer	Built in frost free 70/30 fridge freezer
<b>Warranty period</b>	1 year	1 year	1 year	1 year	1 year	1 year
<b>Total Gross Capacity (ltrs)</b>	568	570	350	308	335	256
<b>Total Net Capacity (ltrs)</b>	504	542	316	295	318	243
<b>Fridge position</b>	Right Hand Side	Top	Top	Top	Top	Top
<b>Freezer position</b>	Left Hand Side	Bottom	Bottom	Bottom	Bottom	Bottom
<b>Frost Free</b>		Yes				Yes
<b>Total No Frost</b>	Yes		Yes	Yes	Yes	
<b>Dual control Thermostat</b>	Yes	Yes	Yes	Yes		
<b>Control type</b>	Electronic Touch	Electronic Touch	Electronic Touch	Electronic touch	Dial control	Mechanical dial
<b>Backing type</b>	Galvanised Steel	Galvanised Steel	Galvanised Steel	Galvanised Steel	Galvanised Steel	Metal - Aluminium Foil
<b>Handle type</b>	External	External	External - Easy open		External	
<b>Reversible door</b>			Yes	Yes		Yes
<b>Audible alarm</b>	Yes	Yes	Yes	Yes		
<b>Digital temperature display</b>	Yes	Yes	Yes	Yes		
<b>Ice maker</b>	Yes - Auto	Twist ice cube maker				
<b>Water dispenser</b>	Yes - Plumbed					
<b>Child lock</b>	Yes		Yes			
<b>Holiday mode</b>	Yes		Yes			
<b>Fridge</b>						
<b>Gross Capacity (litres)</b>	349	425	252	222	237	181
<b>Net Capacity (litres)</b>	346	422	219	219	231	180
<b>Adjustable thermostat</b>	Yes	Yes	Yes	Yes	Yes	Yes
<b>Defrost Function</b>	Automatic	Automatic	Automatic	Automatic	Automatic	Automatic
<b>Interior light</b>	LED	Yes	LED	LED	LED	LED Bulb
<b>Bottle shelf</b>	1	Yes	1	1	1	1
<b>Door storage</b>	4	8	2 full width + 4 half width	1 Full Width 3 Half Width	3	3
<b>Egg trays</b>	1	2	1	1	1	1
<b>Shelf type</b>	Glass with Hot Stamping (Chrome effect Shelf Trim)	Glass	Glass with Hot Stamping	Glass with hot stamping	Glass with Silver Trim	Glass with hot stamping
<b>Number of shelves</b>	3 glass shelves + 2 glass Salad Drawer cover	4	3 glass shelves + 2 glass salad drawer covers	2 glass shelves + 2 glass salad drawer covers	3 Glass Shelves + Glass Salad Crisper Cover	3
<b>Wine rack</b>	Yes - Wire Chrome		Yes	Yes	Yes	Yes
<b>Ice box</b>						
<b>Salad drawer(s)</b>	2	2	2	2	2	1
<b>Salad drawer cover</b>	2 with hot stamping		2 with hot stamping	2 with hot stamping	1 with hot stamping	1 with hot stamping
<b>Freezer</b>						
<b>Gross Capacity (litres)</b>	219	145	98	86	98	75
<b>Net Capacity (litres)</b>	158	120	76	76	87	63
<b>Star rating</b>	4	4	4	4	4	4
<b>Fast freeze</b>	Yes	Yes		Yes		
<b>Interior Light</b>	Yes					
<b>Adjustable thermostat</b>	Yes	Yes	Yes	Yes		
<b>Defrost Function</b>	Automatic	Automatic	Automatic	Automatic	Automatic	Automatic
<b>Freezing capacity (kg/24 hrs)</b>	10	10	4	4	4.2	3
<b>Freezer drawer front type</b>	Clear Plastic With Hot Stamping		Clear Plastic	Clear Plastic	Translucent blue tint	
<b>No. of drawers/baskets</b>	2 Drawers & 3 Door Balconies	2	3 Drawers	3 Drawers	3	2
<b>Freezer shelf with flap</b>	2 Glass Shelves + 2 drawer shelves With Hot Stamping		2 Glass Shelves	2 Glass Shelves		1
<b>Technical</b>						
<b>CHC/HFC free</b>	Yes	CFC free	Yes	CFC free	Yes	Yes
<b>Refrigerant type</b>	R600a	R600a	R600a	R600a	R600a	R600a (32g)
<b>Energy rating</b>	A+	A+	A++	A++	A+	A+
<b>Energy Consumption (Kwh/year)</b>	409	405.15	252	224	305	274
<b>Noise Level dB(A)</b>	43	45	40	40	45	41
<b>Replaceable door gaskets</b>	Yes	Yes	Yes	Yes	Yes	Yes
<b>Power cut safe time (hrs)</b>	7	17.9	15	15	17	12
<b>Temperature warning light</b>	Yes	Yes				
<b>Mains light</b>	Yes			Yes		
<b>Climate class</b>	T	ST/N	N/T	N/ST/T	T/N	N/ST
<b>Climate class</b>	18°C to 43°C	18°C to 32°C	16°C to 43°C	16°C to 43°C	16°C to 43°C	16°C to 38°C
<b>Current (A)</b>	2.5	1.5	0.7	0.7	0.85	0.6
<b>Connection Rating (W)</b>	175	140	175	175	174	138
<b>Water Connection Required</b>	Yes					
<b>Levelling feet</b>	Yes	Yes	Yes	Yes	Yes	
<b>Rear rollers</b>	-	Yes			Yes	
<b>Rated Voltage/Frequency</b>	AC220-240V/50Hz		AC220-240V/50Hz	AC220-240V/50Hz	220V-240V-/50Hz	220-240V / 50Hz
<b>Fuse rating (A)</b>	13A	3.15A AC250C	13A	3.15A AC250V	13	13 A (UK Plug)
<b>Power Chord Length</b>	1.7M		1.7M	1.7M	2.1m	2.1m
<b>Fitted 3 pin plug</b>	Yes	Yes	Yes	Yes	Yes	Yes
<b>Total Power Load (W)</b>	175		175	175	174	138
<b>Dimensions product (H x W x D)</b>	1788H x 895W x 745D	1775H x 911W x 728.5D	2010H x 595W x 635D	1880H x 595W x 630D	1899H x 605W x 670D	1770H x 540W x 545D
<b>Cut-out/Housing</b>						
<b>Black SKU code</b>	444443891				444444987	
<b>Stainless Steel SKU code</b>	444443890	444442761	444440465	444444184		
<b>Silver SKU code</b>						
<b>White SKU code</b>				444444183		444444333
<b>Cream SKU code</b>					444444988	
<b>Red SKU code</b>					444444989	

# COOLING APPLIANCES TECHNICAL SPECIFICATION

Product name	ST INT50FF	ST IN TALL LAR	ST IN TALL FRZ	ST INT LAR	ST INT FRZ
<b>Product Description</b>	Built in frost free 50/50 fridge freezer	Built in tall larder	Built in tall freezer	Built under larder	Built under freezer
<b>Warranty period</b>	1 year	1 year	1 year	1 year	1 year
<b>Total Gross Capacity (ltrs)</b>	249	303	221	136	107
<b>Total Net Capacity (ltrs)</b>	233	300	197	133	93
<b>Fridge position</b>	Top				
<b>Freezer position</b>	Bottom				
<b>Frost Free</b>	Yes		Yes	Yes	
<b>Total No Frost</b>					
<b>Dual control Thermostat</b>					
<b>Control type</b>	Mechanical dial	Electronic	Electronic	Dial control	Dial control
<b>Backing type</b>	Metal - Aluminium Foil	Metal - Aluminium Foil	Metal - Aluminium Foil	Metal - Aluminium Foil	Metal - Aluminium Foil
<b>Handle type</b>					
<b>Reversible door</b>	Yes	Yes	Yes	Yes	Yes
<b>Audible alarm</b>					
<b>Digital temperature display</b>		Yes	Yes		
<b>Ice maker</b>					
<b>Water dispenser</b>					
<b>Child lock</b>					
<b>Holiday mode</b>					
<b>Fridge</b>					
<b>Gross Capacity (litres)</b>	148	303		136	
<b>Net Capacity (litres)</b>	147	300		133	
<b>Adjustable thermostat</b>	Yes	Yes		Yes	
<b>Defrost Function</b>	Automatic	Automatic		Automatic	
<b>Interior light</b>	LED Bulb	LED Bulb		LED	
<b>Bottle shelf</b>	1	1		1	
<b>Door storage</b>	2	4		1	
<b>Egg trays</b>	1	1		1	
<b>Shelf type</b>	Glass with hot stamping	Glass with hot stamping		Glass	
<b>Number of shelves</b>	3	4		2	
<b>Wine rack</b>	Yes	Yes		Yes	
<b>Ice box</b>					
<b>Salad drawer(s)</b>	1	2		1	
<b>Salad drawer cover</b>	1 with hot stamping	2 with hot stamping		1	
<b>Freezer</b>					
<b>Gross Capacity (litres)</b>	101		221		107
<b>Net Capacity (litres)</b>	86		197		93
<b>Star rating</b>	4		4		4
<b>Fast freeze</b>			Yes		Yes
<b>Interior Light</b>					
<b>Adjustable thermostat</b>			Yes		Yes
<b>Defrost Function</b>	Automatic				Manual
<b>Freezing capacity (kg/24 hrs)</b>	3		15		9
<b>Freezer drawer front type</b>	3				
<b>No. of drawers/baskets</b>	1		7		3
<b>Freezer shelf with flap</b>			1		
<b>Technical</b>					
<b>CHC/HFC free</b>	Yes	Yes	Yes	Yes	Yes
<b>Refrigerant type</b>	R600a (40g)	R600a	R600a	R600a	R600a
<b>Energy rating</b>	A+	A+	A+	A+	A+
<b>Energy Consumption (Kwh/year)</b>	285	144	297	115	177
<b>Noise Level dB(A)</b>	43	41	41	44	44
<b>Replaceable door gaskets</b>	Yes	Yes	Yes	Yes	Yes
<b>Power cut safe time (hrs)</b>	13		9		18
<b>Temperature warning light</b>		Yes	Yes		
<b>Mains light</b>		Yes	Yes		Yes
<b>Climate class</b>	N/ST	SN/T	SN/T	SN	SN
<b>Climate class</b>	16°C to 38°C	10°C to 43°C	10°C to 43°C	10°C to 32°C	10°C to 32°C
<b>Current (A)</b>	0.66	0.41	1.16	0.33	0.43
<b>Connection Rating (W)</b>	151.8	94.3	266.8	73.88W	93W
<b>Water Connection Required</b>				No	No
<b>Levelling feet</b>				Yes	Yes
<b>Rear rollers</b>					
<b>Rated Voltage/Frequency</b>	220-240V / 50Hz	220-240V / 50Hz	220-240V / 50Hz	20-240V/50HZ	220-240V/50HZ
<b>Fuse rating (A)</b>	13 A (UK Plug)	13 A (UK Plug)	13 A (UK Plug)	13	13
<b>Power Chord Length</b>	2.1 m	2.1 m	2.1 m	2.1 m	2.1 m
<b>Fitted 3 pin plug</b>	Yes	Yes	Yes	Yes	Yes
<b>Total Power Load (W)</b>	151.8	94.3	175	73.88	93
<b>Dimensions product (H x W x D)</b>	1770H x 540W x 545D	1770H x 540W x 545D	1770H x 540W x 545D	818H x 595W x 548D	818H x 595W x 548D
<b>Cut-out/Housing</b>		1770-1790H x 560-570W x 550D	1770-1790H x 560-570W x 550D	818-889H x 595W x 548D	818-889H x 595W x 548D
<b>Black SKU code</b>					
<b>Stainless Steel SKU code</b>					
<b>Silver SKU code</b>					
<b>White SKU code</b>	444444334	444444758	444444759	444444331	444444332
<b>Cream SKU code</b>					
<b>Red SKU code</b>					

## DISHWASHER TECHNICAL SPECIFICATION

Product name	ST SDW60	ST SDW45
<b>Product Description</b>	60cm integrated dishwasher	45cm integrated dishwasher
<b>Warranty period</b>	1 year	1 year
<b>Features</b>		
<b>No. of place settings</b>	14	10
<b>No. of temperature levels</b>	6	6
<b>Digital display</b>	LED	LED
<b>Programme time remaining display</b>	No	No
<b>Delay timer</b>	24	24
<b>Drying type</b>	Residual heating dry	Residual heating dry
<b>Rinse aid refill indicator</b>	Yes	Yes
<b>Salt refill indicator</b>	Yes	Yes
<b>Adjustable water softener</b>	Yes	Yes
<b>Overflow protection</b>	Yes	Yes
<b>Adjustable upper basket</b>	Yes	Yes
<b>Removable Cutlery basket</b>	Yes	Yes
<b>Adjustable racking</b>	Yes	Yes
<b>Half load</b>	Yes	Yes
<b>Programmes</b>		
<b>No. of programmes</b>	6	6
<b>Normal wash</b>	Yes	Yes
<b>Rinse and hold (One Hour)</b>	90 Min	90 Min
<b>Intensive wash</b>	Yes	Yes
<b>Pre-rinse</b>	No	No
<b>Economy wash</b>	Yes	Yes
<b>Glass/delicate wash</b>	Yes	Yes
<b>Rapid/quick wash</b>	Yes	Yes
<b>Aesthetics</b>		
<b>Interior Finish</b>	Stainless Steel	Stainless Steel
<b>Basket Colour</b>	White	White
<b>Performance</b>		
<b>Water consumption (litres/cycle)</b>	11L	9L
<b>Energy Consumption (kWh/cycle)</b>	0.93	0.75
<b>Energy rating</b>	A++	A++
<b>Cleaning rating</b>	A	A
<b>Drying rating</b>	A	A
<b>Noise level (dB)</b>	49	49
<b>Installation</b>		
<b>Items included i.e. manual/hoses etc.</b>	Manual, hoses	Manual, hoses
<b>Fuse size (A)</b>	13	13
<b>Length of lead (m)</b>	1.5	1.5
<b>Fitted 3 pin plug</b>	Yes	Yes
<b>Total power load (kW)</b>	1.93	1.93
<b>Dimensions (mm)</b>	815H x 598W x 550D	815H x 448W x 550D
<b>Cut-out/Housing</b>	820 min x 600 x 580	820 min x 450 x 580
<b>White SKU code</b>	444444035	444444036

## WINE COOLERS TECHNICAL SPECIFICATION

Product name	150WC	300WC	600WC
<b>Product Description</b>	150mm integrated wine cooler	300mm integrated wine cooler	600mm integrated wine cooler
<b>Warranty period</b>	1 year	1 year	1 year
<b>Capacity (Bottles)</b>	7	18	46
<b>Capacity (Litres)</b>	22	58	145
<b>Adjustable Thermostat</b>	Yes	Yes	Yes
<b>Temperature Range</b>	5 - 22°C	5 - 22°C	5 - 22°C
<b>Interior Light</b>	Yes - LED	Yes - LED	Yes - LED
<b>Backing Type</b>	Steel	Steel	Steel
<b>Door Type</b>	Stainless Frame	Stainless Frame	Stainless Frame
<b>Handle Type</b>	Exterior Pole Handle	Exterior Pole Handle	Exterior Pole Handle
<b>Reversible doors</b>	Yes	Yes	Yes
<b>Audible alarm</b>			
<b>Anti-bacterial lining</b>			
<b>Digital temperature display</b>	Yes (Single temp.)	Yes (Single temp.)	Yes (Single temp.)
<b>LED Colour</b>	Blue	Blue	Blue
<b>Number of shelves</b>	6	6	6
<b>Shelf type</b>	Chrome Wire	Wooden	Wooden
<b>Can Storage</b>			
<b>Zero chiller</b>			
<b>Technical Specification</b>			
<b>CFC/HFC free</b>	Yes	Yes	Yes
<b>Refrigerant type</b>	R600a (20g)	R600a (22g)	R600a (22g)
<b>Energy rating</b>	D	B	C
<b>Energy Consumption (Kwh/year)</b>	269	181	247
<b>Noise Level dB(A)</b>	39	39	39
<b>Replaceable door gaskets</b>	Yes	Yes	Yes
<b>Temperature warning light</b>			
<b>Mains light</b>	LED Display	LED Display	LED Display
<b>Climate class</b>	N	N	N
<b>Climate class</b>	16°C to 32°C	16°C to 32°C	16°C to 32°C
<b>Installation</b>			
<b>Current (A)</b>	0.4	0.6	1.2
<b>Connection Rating (W)</b>	65	85	100
<b>Levelling feet</b>	Front & Rear	Front & Rear	Front & Rear
<b>Rear rollers</b>			
<b>Rated Voltage/Frequency</b>	220-240V / 50Hz	220-240V / 50Hz	220-240V / 50Hz
<b>Fuse rating (A)</b>	13	13	13
<b>Fitted 3 pin plug</b>	Yes	Yes	Yes
<b>Dimensions (mm)</b>	870-890H x 148W x 570D	870-890H x 295W x 613D	870-890H x 595W x 613D
<b>Black SKU code</b>	444443281	444443282	444443283
<b>Stainless Steel SKU code</b>	444440917	444440918	444440919



# LAUNDRY TECHNICAL SPECIFICATION

Product name	ST IWM8KG	ST IWD8614
<b>Product Description</b>	8kg integrated washing machine	8/6KG Washer Dryer
<b>Warranty period</b>	1 year	1 year
<b>Features</b>		
<b>Half load</b>		Y
<b>Delay timer</b>	Yes 0-24Hr	Yes 0-24Hr
<b>Drying type</b>		Heating
<b>Full spin speed (rpm)</b>	1400	1400
<b>Variable spin speed (rpm)</b>	(0-400-600-800-1000-1200-1400)	(0-400-600-800-1000-1200-1400)
<b>Variable rinse</b>	Yes	Yes
<b>Washing capacity (kg)</b>	8	8
<b>Drying capacity (kg)</b>		6
<b>Prewashing</b>	Yes	No
<b>Extra Rinse</b>	Yes	No
<b>Childlock</b>	Yes	Yes
<b>End signal</b>		Yes
<b>Safety thermostat heater</b>		Yes
<b>Reverse tumbling</b>		Yes
<b>Start/Pause button</b>	Yes	Yes
<b>No. of washing programmes</b>	16	16
<b>List of programmes</b>		
<b>Cotton 20/40/60/90 C</b>	Yes	Yes
<b>Intensive + 60/90 C</b>	Yes	
<b>Cotton Eco 40/60 C</b>	Yes	Yes
<b>Synthetics 40/60 C</b>	Yes	Yes
<b>Mix 40 C</b>	Yes	Yes
<b>Quick wash 30/60/90 C</b>	Yes	Yes
<b>Delicate 40 C</b>	Yes	Yes
<b>Woollen 40 C</b>	Yes	Yes
<b>Hand Wash 30 C</b>	Yes	
<b>Curtain 40 C</b>	Yes	
<b>Rinse&amp;Spin</b>	Yes	Yes
<b>Baby Care</b>	Yes	Yes
<b>Sports</b>	Yes	Yes
<b>Drain</b>	Yes	
<b>Spin Only</b>	Yes	Yes
<b>My Cycle</b>	Yes	Yes
<b>No. of drying programmes</b>		
<b>List of programmes</b>		
<b>Synthetics-Standard</b>		Yes
<b>Synthetics-Damp</b>		
<b>Synthetics-Light</b>		
<b>Time</b>		
<b>Silk</b>		
<b>Wool</b>		
<b>Leisure</b>		
<b>Mix</b>		
<b>Easy Iron</b>		Yes
<b>Refresh</b>		
<b>My Cycle</b>		Yes
<b>Special - Shirts</b>		
<b>Special - Sports</b>		
<b>Special - Jeans</b>		
<b>Delicate</b>		
<b>Baby Care</b>		
<b>Rapid 45</b>		
<b>Warm 60</b>		
<b>Warm 30</b>		
<b>Auto</b>		

Product name	ST IWM8KG	ST IWD8614
<b>Cool</b>		
<b>Gentle</b>		
<b>Aesthetics</b>		
<b>Display Type</b>	LED	LED
<b>Display Colour</b>	Orange	Orange
<b>Interior lighting</b>	NA	N/A
<b>Transparent windows</b>	Yes	
<b>Fault check display indicator</b>	Yes	
<b>Performance</b>		
<b>Energy rating</b>	A+++	A
<b>Washing rating</b>	A	A
<b>Condensation efficiency class</b>		
<b>Spin rating</b>	B	A
<b>Water consumption (litres/cycle)</b>	54	64
<b>Annual energy consumption (kWh/ annum)</b>	196	1088
<b>Energy consumption full load (kWh/cycle)</b>	0.94	0.96
<b>Energy consumption 1/2 load (kWh/cycle)</b>		
<b>Noise level Wash (dB)</b>	57 dBA	54
<b>Noise level Spin (dB)</b>	76 dBA	78
<b>Noise level Dry (dB)</b>		62
<b>Rated Power Supply</b>	220-240 V	220-240 V
<b>Rated Frequency</b>	50Hz	50Hz
<b>Rated Drying Capacity</b>		6KG
<b>Rated Power</b>	2000W	1900
<b>Rated Current</b>	10A	10A
<b>Power consumption left-on mode (P1)</b>	1W	1.0W
<b>Power consumption off-mode (P0)</b>	0.5W	0.5W
<b>Motor Power</b>		
<b>Programme time at full load (Tdry)</b>		02:40
<b>Programme time at partial load (Tdry1/2)</b>		
<b>Condensation efficiency at full load (Cdry)</b>		
<b>Condensation efficiency at partial load (Cdry1/2)</b>		
<b>Installation</b>		
<b>Water supply</b>	Cold Fill	Cold Fill
<b>Fuse size (A)</b>	10	10
<b>Fitted 3 pin plug</b>	Yes	Yes
<b>Length of lead</b>	1.5m	1.5M
<b>Total power load (kW)</b>	2kW	
<b>Venting pipe option</b>	NA	
<b>Specification</b>		
<b>Volume Of Inner Tub</b>	52.7L	
<b>Door opening angle</b>		
<b>Porthole</b>	310mm	
<b>Door Outer Frame Diameter (outer)</b>	445mm	
<b>Dimensions (mm)</b>	825H x 595W x 540D	825H x 595W x 540D
<b>White SKU</b>	444444025	44441018

# STOVES DELIVERY SERVICE

---

We are delighted to offer you our home delivery services that are available as an optional extra when you buy your Stoves appliance.

## OUR SERVICE

---

- We offer fast delivery times and can deliver to anywhere within the UK, 6 days a week.
- We will position and install the appliance in your room of choice.
- We offer a service to dispose of your old appliance.
- Our team of expert installers will test everything to make sure it's in perfect working order.

**For more information about this service, please speak to your retailer when you buy your Stoves appliance.**

### Delivery options

#### Express

Order day 1 for delivery day 3. Delivery available within the UK to most postcodes 6 days a week.

#### Delivery and install

Delivery and installation is available Monday to Friday. Delivery is available to the whole of the UK, followed up with installation by our fleet of national engineers.

#### Premier

Our all-in-one service that includes it all. Delivery, disconnection, installation and removal in one convenient visit, on a choice of days. UK mainland only.



We deliver to UK Mainland, Islands and Highlands, N.I, ROI, Isle of Man only.

## COME AND SEE US

---

Stoves on Tour is a collection of food festivals around the country celebrating all things food!

Independent food stalls, inspirational demonstrations and a chance to see celebrity chefs cooking on Stoves appliances at cookery theatres across the UK including Countryfile Live, Chatsworth, Bolton Food and Drink.

Find your local show at [www.stoves.co.uk/stoves-on-tour](http://www.stoves.co.uk/stoves-on-tour)



## PROUD TO PARTNER THE WOMEN'S INSTITUTE

---

Joining forces with the WI, with a common goal to get more people cooking.

Set in the picturesque village of Marcham, near Oxford, the WI Cookery School at Denman offers you the chance to learn new skills and expand your horizons on a wide variety of cookery courses.

Whether you choose a day visit or a residential course, the unique atmosphere, tradition and surroundings of Denman make for a time out you'll treasure and want to re-live for years to come.

Find out more at [www.stoves.co.uk/womens-institute](http://www.stoves.co.uk/womens-institute)



# NOTES

---



**STOVES.CO.UK**



**MADE BETTER**

Stoney Lane, Prescot, Merseyside L35 2XW  
stoves.co.uk

**Stoves Customer Care**  
0344 815 3740

**Product Information Helpline**  
0344 248 4149